

Circuito de Madrid Jarama - RACE

Supercars (CPV)

CALIFICACIÓN 1

Resultados Provisionales

Circuito de Madrid Jarama-RACE 3.850 m.



Cls	Nº	Entrant/Team	Nat	Driver 1	Nat	Driver 2	Nat	Vehicle	Cat	Cls	Laps	Best	Time	Gap	Interval	Km/h
1	18	Racar Motorsport		Manuel Gião		Carlos Vieira		Mercedes AMG GT4	GT4 Pro	1	8	7	1:38.268			141.0
2	5	José Carlos Pires		José Carlos Pires		Francisco Abreu		BMW M4 GT4	GT4 Pro	2	6	5	1:38.826	0.558	0.558	140.2
3	55	Lema Racing		Nuno Pires		Elias Niskanen		Mercedes AMG GT4	GT4 Pro	3	10	9	1:38.955	0.687	0.129	140.0
4	116	NM Racing Team		Guillermo Aso Arjol				Mercedes AMG GT4	GT4 Pro	4	10	9	1:39.433	1.165	0.478	139.3
5	115	NM Racing Team		Alberto de Martín Muñoz		Nil Montserrat Simó		Mercedes AMG GT4	GT4 Bro	1	10	5	1:39.487	1.219	0.054	139.3
6	8	Veloso Motorsport		Jorge Rodrigues		Patrick Cunha		Audi R8 LMS GT4	GT4 Bro	2	7	5	1:40.251	1.983	0.764	138.2
7	29	SMC Motorsport		Alfonso Colomina				McLaren 570S GT4	GT4 Bro	3	7	6	1:40.897	2.629	0.646	137.3
8	12	SMC Motorsport		Andrius Zemaitis		Alejandro Geppert		McLaren 570S GT4	GT4 Pro	5	10	9	1:41.251	2.983	0.354	136.8
9	38	Lema Racing		Luis Calheiros		Paulo Macedo		Mercedes AMG GT4	GT4 Bro	4	10	9	1:41.517	3.249	0.266	136.5
10	59	Daniel Teixeira		Daniel Teixeira				Cupra TCR	TCR	1	6	5	1:41.787	3.519	0.270	136.1
11	37	Fábio Mota		Bruno Pires		Fábio Mota		Ginetta G55 GT4	GT4 Pro	6	7	5	1:42.071	3.803	0.284	135.7
12	007	Araujo Competição		Fernando Soares		Alvaro Ramos		Aston Martin Vantage GT4	GTX	1	10	9	1:43.273	5.005	1.202	134.2
13	9	João Vieira		João Vieira				Porsche 911 Cup	Cup	1	6	4	1:43.513	5.245	0.240	133.8
14	16	Orlando Batina		Sergio Azevedo		Orlando Batina		BMW M4 GT4	GT4 Pro	7	10	9	1:43.784	5.516	0.271	133.5
15	58	André Nabais		Miguel Nabais		André Nabais		Porsche Cayman GT4	GTX	2	7	6	1:44.703	6.435	0.919	132.3
16	88	Araujo Competição		Ruben Vaquinhas		Manuel Vistas		McLaren 570S GT4	GTX	3	5	4	1:45.233	6.965	0.530	131.7
17	580	Manuel Sousa		Manuel Sousa		Luis Silva		Cupra TCR	TCR	2	9	8	1:46.428	8.160	1.195	130.2
18	40	RACE		Héctor Hernández		Borja Hormigos		BMW M240i Racing	TC	1	10	5	1:47.880	9.612	1.452	128.4
19	69	Marcus Fothergill		David Benett		Marcus Fothergill		Porsche 991 Cup	Cup	2	6	4	1:48.262	9.994	0.382	128.0
20	25	Steve Kirton		Steve Kirton		Jonathan Elsworth		Ginetta G50	GTX	4	6	4	1:52.013	13.745	3.751	123.7
21	101	Lourenço Monteiro		Duarte Pinto Coelho		Lourenço Monteiro		Ginetta G40	TC	2	6	5	1:53.339	15.071	1.326	122.2
22	103	ADELINO FERREIRA CAR		Duarte Camelo		Mariana Machado		Ginetta G40	TC	3	9	8	1:53.874	15.606	0.535	121.7
23	102	ANIBAL MANUEL MARQUES		Gabriel Caçoilo		Henrique Cruz		Ginetta G40	TC	4	9	8	1:54.285	16.017	0.411	121.2
24	26	Tomás P. Abreu		Tomás P. Abreu		Simon Moore		Ginetta G50	GTX	5	6	4	2:01.643	23.375	7.358	113.9

Published at:.....

Track Temp: 28.3 °C Air Temp: 26.3 °C Humidity: 43 % Track Status: SECA

Race Director:

Ramiro BRITO

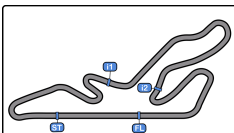
DCI PT23/2438

Timekeeper:

David García

JOB-1606-ESP/M





Circuito de Madrid Jarama - RACE
Supercars (CPV)
CALIFICACIÓN 1
Resultados Provisionales por Categoría



GT4 Pro																
Cls	Nº	Entrant/Team	Nat	Driver 1	Nat	Driver 2	Nat	Vehicle	Cat	Cls	Laps	Best	Time	Gap	Interval	Km/h
1	18	Racar Motorsport	ESP	<u>Manuel Gião</u>	PRT	Carlos Vieira	PRT	Mercedes AMG GT4	GT4 Pro	1	8	7	1:38.268			141.0
2	5	José Carlos Pires	ESP	<u>José Carlos Pires</u>	PRT	Francisco Abreu	PRT	BMW M4 GT4	GT4 Pro	2	6	5	1:38.826	0.558	0.558	140.2
3	55	Lema Racing	SVK	<u>Nuno Pires</u>	ESP	Elias Niskanen	FIN	Mercedes AMG GT4	GT4 Pro	3	10	9	1:38.955	0.687	0.129	140.0
4	116	NM Racing Team	ESP	<u>Guillermo Aso Arjol</u>	ESP		FRA	Mercedes AMG GT4	GT4 Pro	4	10	9	1:39.433	1.165	0.478	139.3
5	12	SMC Motorsport	ESP	<u>Andrius Zemaitis</u>	LTU	Alejandro Geppert	ESP	McLaren 570S GT4	GT4 Pro	5	10	9	1:41.251	2.983	1.818	136.8
6	37	Fábio Mota	PRT	<u>Bruno Pires</u>	PRT	Fábio Mota	PRT	Ginetta G55 GT4	GT4 Pro	6	7	5	1:42.071	3.803	0.820	135.7
7	16	Orlando Batina	PRT	<u>Sergio Azevedo</u>	PRT	Orlando Batina	PRT	BMW M4 GT4	GT4 Pro	7	10	9	1:43.784	5.516	1.713	133.5

GT4 Bronze																
Cls	Nº	Entrant/Team	Nat	Driver 1	Nat	Driver 2	Nat	Vehicle	Cat	Cls	Laps	Best	Time	Gap	Interval	Km/h
1	115	NM Racing Team	ESP	<u>Alberto de Martín Muñoz</u>	ESP	Nil Montserrat Simó	ESP	Mercedes AMG GT4	GT4 Bro	1	10	5	1:39.487			139.3
2	8	Veloso Motorsport	PRT	<u>Jorge Rodrigues</u>	PRT	Patrick Cunha	PRT	Audi R8 LMS GT4	GT4 Bro	2	7	5	1:40.251	0.764	0.764	138.2
3	29	SMC Motorsport	ESP	Alfonso Colomina	ESP			McLaren 570S GT4	GT4 Bro	3	7	6	1:40.897	1.410	0.646	137.3
4	38	Lema Racing	SVK	<u>Luis Calheiros</u>	PRT	Paulo Macedo	PRT	Mercedes AMG GT4	GT4 Bro	4	10	9	1:41.517	2.030	0.620	136.5

TCR																
Cls	Nº	Entrant/Team	Nat	Driver 1	Nat	Driver 2	Nat	Vehicle	Cat	Cls	Laps	Best	Time	Gap	Interval	Km/h
1	59	Daniel Teixeira	PRT	Daniel Teixeira	PRT			Cupra TCR	TCR	1	6	5	1:41.787			136.1
2	580	Manuel Sousa	PRT	<u>Manuel Sousa</u>	PRT	Luis Silva	PRT	Cupra TCR	TCR	2	9	8	1:46.428	4.641	4.641	130.2

GTX																
Cls	Nº	Entrant/Team	Nat	Driver 1	Nat	Driver 2	Nat	Vehicle	Cat	Cls	Laps	Best	Time	Gap	Interval	Km/h
1	007	Araujo Competição	PRT	<u>Fernando Soares</u>	PRT	Alvaro Ramos	PRT	Aston Martin Vantage GT4	GTX	1	10	9	1:43.273			134.2
2	58	André Nabais	PRT	<u>Miguel Nabais</u>	PRT	André Nabais	PRT	Porsche Cayman GT4	GTX	2	7	6	1:44.703	1.430	1.430	132.3
3	88	Araujo Competição	PRT	<u>Ruben Vaquinhos</u>	PRT	Manuel Vistas	PRT	McLaren 570S GT4	GTX	3	5	4	1:45.233	1.960	0.530	131.7
4	25	Steve Kirton	PRT	<u>Steve Kirton</u>	GBR	Jonathan Elsworth	GBR	Ginetta G50	GTX	4	6	4	1:52.013	8.740	6.780	123.7
5	26	Tomás P. Abreu	GBR	<u>Tomás P. Abreu</u>	GBR	Simon Moore	GBR	Ginetta G50	GTX	5	6	4	2:01.643	18.370	9.630	113.9

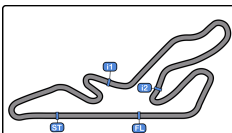
Cup																
Cls	Nº	Entrant/Team	Nat	Driver 1	Nat	Driver 2	Nat	Vehicle	Cat	Cls	Laps	Best	Time	Gap	Interval	Km/h
1	9	João Vieira	PRT	João Vieira	PRT			Porsche 911 Cup	Cup	1	6	4	1:43.513			133.8
2	69	Marcus Fothergill	GBR	<u>David Benett</u>	GBR	Marcus Fothergill	GBR	Porsche 991 Cup	Cup	2	6	4	1:48.262	4.749	4.749	128.0

Published at:.....

Track Temp: 28.3 °C Air Temp: 26.3 °C Humidity: 43 % Track Status: SECA

Race Director:	Ramiro BRITO DCI PT23/2438	Timekeeper:	David García JOB-1606-ESP/M
-----------------------	-------------------------------	--------------------	--------------------------------





Circuito de Madrid Jarama - RACE
 Supercars (CPV)
 CALIFICACIÓN 1
 Resultados Provisionales por Categoría



Circuito de Madrid Jarama-RACE 3.850 m.

TC																
Cls	Nº	Entrant/Team	Nat	Driver 1	Nat	Driver 2	Nat	Vehicle	Cat	Cls	Laps	Best	Time	Gap	Interval	Km/h
1	40	RACE		<u>Héctor Hernández</u>		Borja Hormigos		BMW M240i Racing	TC	1	10	5	1:47.880			128.4
2	101	Lourenço Monteiro		<u>Duarte Pinto Coelho</u>		Lourenço Monteiro		Ginetta G40	TC	2	6	5	1:53.339	5.459	5.459	122.2
3	103	ADELINO FERREIRA CAR		<u>Duarte Camelo</u>		Mariana Machado		Ginetta G40	TC	3	9	8	1:53.874	5.994	0.535	121.7
4	102	ANIBAL MANUEL MARQUES		<u>Gabriel Caçoi</u>		Henrique Cruz		Ginetta G40	TC	4	9	8	1:54.285	6.405	0.411	121.2

Published at:.....

Track Temp: 28.3 °C Air Temp: 26.3 °C Humidity: 43 % Track Status: SECA

Race Director:

Ramiro BRITO

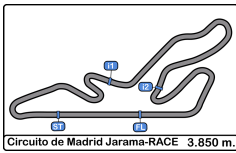
DCI PT23/2438

Timekeeper:

David García

JOB-1606-ESP/M





Circuito de Madrid Jarama - RACI

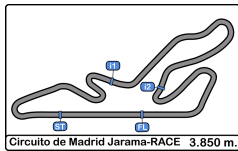
Supercars (CPV) CALIFICACIÓN 1

Tiempos Por Vuelta



5							18								
GT4 Pro			Francisco Abreu				GT4 Pro			Carlos Vieira					
Lap	D	Time	Sector 1	Sector 2	Sector 3	T. Spd	Elapsed	Lap	D	Time	Sector 1	Sector 2	Sector 3	T. Spd	Elapsed
1	1	16:48:25.305	16:47:15.825	40.682	28.798	63.0	16:48:25.305	1	1	16:50:12.075	16:47:53.018	1:25.632	53.425	96.6	16:50:12.075
2	1	1:49.888	P 38.776	32.464	38.648	238.9	16:50:15.193	2	1	8:31.158	7:15.082	47.285	28.791	48.8	16:58:43.233
3	1	7:12.063	6:09.911	34.084	28.068	78.8	16:57:27.256	3	1	1:38.824	38.616	32.391	27.817	235.2	17:00:22.057
4	1	1:39.420	38.032	32.903	28.485	240.5	16:59:06.676	4	1	2:20.417	1:00.433	44.540	35.444	189.4	17:02:42.474
5	1	1:38.826	38.468	32.423	27.935	234.7	17:00:45.502	5	1	2:29.300	P 38.725	52.017	58.558	239.4	17:05:11.774
6	1	2:12.906	P 42.377	50.482	40.047	242.1	17:02:58.408	6	1	22:32.435	21:29.627	34.633	28.175	71.5	17:27:44.209
8							25								
GT4 Bronze			Patrick Cunha				GT4 Pro			Jonathan Elsworth					
Lap	D	Time	Sector 1	Sector 2	Sector 3	T. Spd	Elapsed	Lap	D	Time	Sector 1	Sector 2	Sector 3	T. Spd	Elapsed
1	1	16:48:35.471	16:47:26.383	39.117	29.971	109.3	16:48:35.471	1	1	16:48:49.949	16:47:26.079	48.106	35.764	72.3	16:48:49.949
2	1	2:03.927	P 39.551	34.041	50.335	232.2	16:50:39.398	2	1	2:19.761	P 46.277	41.094	52.390	193.2	16:51:09.710
3	1	6:55.233	5:52.350	33.960	28.923	110.4	16:57:34.631	3	1	6:53.013	5:41.846	38.794	32.373	106.2	16:58:02.723
4	1	1:40.572	38.988	33.022	28.562	234.2	16:59:15.203	4	1	1:52.013	42.735	36.465	32.813	208.0	16:59:54.736
5	1	1:40.251	39.038	32.984	28.229	233.7	17:00:55.454	5	1	1:52.033	42.515	37.828	31.690	211.7	17:01:46.769
6	1	1:57.006	38.918	46.981	31.107	240.5	17:02:52.460	6	1	2:17.552	P 43.204	43.455	50.893	195.6	17:04:04.321
7	1	2:31.180	P 41.479	48.896	1:00.805	231.2	17:05:23.640	26							
9							26								
Cup			João Vieira				GT4 Pro			Tomás P. Abreu					
Lap	D	Time	Sector 1	Sector 2	Sector 3	T. Spd	Elapsed	Lap	D	Time	Sector 1	Sector 2	Sector 3	T. Spd	Elapsed
1	1	16:51:06.846	P 16:49:34.165	38.336	54.345	98.3	16:51:06.846	1	1	16:48:44.162	16:47:25.652	46.237	32.273	70.0	16:48:44.162
2	1	6:45.227	5:39.046	36.249	29.932	96.6	16:57:52.073	2	1	6:20.686	P 4:40.752	51.810	48.124	219.0	16:55:04.848
3	1	1:45.347	41.748	34.594	29.005	225.9	16:59:37.420	3	1	4:10.750	2:52.668	41.174	36.908	92.8	16:59:15.598
4	1	1:43.513	39.730	34.740	29.043	229.7	17:01:20.933	4	1	2:01.643	48.216	40.680	32.747	177.6	17:01:17.241
5	1	1:43.611	39.776	34.394	29.441	221.3	17:03:04.544	5	1	1:54.306	43.505	38.724	32.077	220.4	17:03:11.547
6	1	2:35.964	P 46.942	56.638	52.384	219.5	17:05:40.508	6	1	2:43.206	P 54.916	1:01.764	46.526	157.4	17:05:54.753
12							29								
GT4 Pro			Alejandro Geppert				GT4 Bronze			Alfonso Colomina					
Lap	D	Time	Sector 1	Sector 2	Sector 3	T. Spd	Elapsed	Lap	D	Time	Sector 1	Sector 2	Sector 3	T. Spd	Elapsed
1	1	16:48:47.243	16:47:28.672	45.981	32.590	104.2	16:48:47.243	1	1	16:48:54.470	16:47:40.864	40.408	33.198	102.7	16:48:54.470
2	1	2:10.858	P 40.583	37.156	53.119	216.8	16:50:58.101	2	1	2:21.591	P 45.743	40.646	55.202	201.1	16:51:16.061
3	1	6:39.370	5:34.712	35.307	29.351	114.6	16:57:37.471	3	1	6:29.709	5:21.211	37.631	30.867	107.2	16:57:45.770
4	1	1:41.283	38.754	34.061	28.468	237.3	16:59:18.754	4	1	1:46.686	40.850	36.503	29.333	231.7	16:59:32.456
5	1	1:41.725	38.825	34.406	28.494	238.4	17:01:00.479	5	1	1:42.474	39.066	34.297	29.111	240.5	17:01:14.930
6	1	1:46.055	38.494	38.565	28.996	240.5	17:02:46.534	6	1	1:40.897	38.621	33.577	28.699	240.5	17:02:55.827
7	1	2:28.870	P 40.018	49.921	58.931	245.4	17:05:15.404	7	1	2:34.921	P 46.290	54.755	53.876	218.1	17:05:30.748
8	1	22:14.079	21:09.057	36.284	28.738	112.2	17:27:29.483	37							
9	1	1:41.251	38.920	34.170	28.161	235.2	17:29:10.734	GT4 Pro			Bruno Pires				
10	1	2:06.484	P 42.276	40.971	43.237	232.7	17:31:17.218	GT4 Pro			Fábio Mota				
16							37								
GT4 Pro			Orlando Batina				GT4 Pro			Fábio Mota					
Lap	D	Time	Sector 1	Sector 2	Sector 3	T. Spd	Elapsed	Lap	D	Time	Sector 1	Sector 2	Sector 3	T. Spd	Elapsed
1	1	16:48:39.097	16:47:26.097	42.165	30.835	80.2	16:48:39.097	1	1	16:48:27.308	16:47:18.042	39.245	30.021	45.9	16:48:27.308
2	1	2:12.173	P 41.203	38.188	52.782	225.0	16:50:51.270	2	1	2:05.354	P 41.879	34.356	49.119	217.3	16:50:32.662
3	1	6:43.133	5:35.799	37.318	30.016	123.0	16:57:34.403	3	1	7:25.913	6:22.164	34.399	29.350	98.6	16:57:58.575
4	1	1:45.437	40.498	34.546	30.393	192.5	16:59:19.840	4	1	1:42.929	39.685	34.120	29.124	221.3	16:59:41.504
5	1	1:44.094	39.741	34.422	29.931	237.8	17:01:03.934	5	1	1:42.071	39.929	33.669	28.473	221.3	17:01:23.575
6	1	1:44.626	39.833	34.816	29.977	240.0	17:02:48.560	6	1	1:42.815	39.827	34.476	28.512	223.1	17:03:06.390
7	1	2:31.777	P 42.955	49.670	59.152	238.9	17:05:20.337	7	1	2:38.396	P 49.638	53.555	55.203	185.8	17:05:44.786
8	1	22:14.837	21:08.828	35.209	30.800	102.6	17:27:35.174								
9	1	1:43.784	40.500	34.096	29.188	234.2	17:29:18.958								
10	1	2:06.648	P 44.546	37.431	44.671	173.6	17:31:25.606								





Circuito de Madrid Jarama - RACI

Supercars (CPV)

CALIFICACIÓN 1

Tiempos Por Vuelta



38 Luis Calheiros Mercedes AMG GT4 **59** Daniel Teixeira Cupra TCR

GT4 Bronze Paulo Macedo							Lema Racing TCR Daniel Teixeira								
Lap	D	Time	Sector 1	Sector 2	Sector 3	T. Spd	Elapsed	Lap	D	Time	Sector 1	Sector 2	Sector 3	T. Spd	Elapsed
1	1	16:48:41.192	16:47:27.524	42.320	31.348	94.8	16:48:41.192	1	16:49:25.121	16:47:58.526	49.870	36.725	80.4	16:49:25.121	
2	1	2:06.575 P	40.148	36.138	50.289	212.5	16:50:47.767	2	2:30.126 P	55.712	48.931	45.483	146.3	16:51:55.247	
3	1	6:43.819	5:40.361	34.772	28.686	116.8	16:57:31.586	3	6:14.603	5:01.336	39.675	33.592	82.7	16:58:09.850	
4	1	1:41.834	39.426	33.548	28.860	225.4	16:59:13.420	4	1:43.323	39.713	34.747	28.863	228.3	16:59:53.173	
5	1	1:41.608	39.303	33.507	28.798	235.2	17:00:55.028	5	1:41.787	39.163	33.387	29.237	225.4	17:01:34.960	
6	1	1:41.752	39.055	34.074	28.623	231.7	17:02:36.780	6	2:43.340 P	48.024	1:03.804	51.512	185.8	17:04:18.300	
7	1	2:32.738 P	39.129	49.250	1:04.359	235.8	17:05:09.518	69 David Benett Porsche 991 Cup							
8	1	22:15.487	21:12.609	34.119	28.759	111.6	17:27:25.005	Cup Marcus Fothergill Marcus Fothergill							
9	1	1:41.517	39.173	33.633	28.711	230.7	17:29:06.522	Lap D Time Sector 1 Sector 2 Sector 3 T. Spd Elapsed							
10	1	2:09.095 P	44.446	42.048	42.601	212.5	17:31:15.617	1	16:49:12.700	16:47:52.044	45.285	35.371	94.9	16:49:12.700	

TC Héctor Hernández BMW M240i Racing							RACE								
Lap	D	Time	Sector 1	Sector 2	Sector 3	T. Spd	Elapsed	Lap	D	Time	Sector 1	Sector 2	Sector 3	T. Spd	Elapsed
1	1	16:48:57.113	16:47:32.739	47.834	36.540	74.1	16:48:57.113	1	16:49:12.700	16:47:52.044	45.285	35.371	94.9	16:49:12.700	
2	1	2:26.563 P	45.054	40.330	1:01.179	208.4	16:51:23.676	2	2:20.606 P	45.538	45.997	49.071	198.5	16:51:33.306	
3	1	6:21.871	5:11.776	37.990	32.105	108.0	16:57:45.547	3	1	6:55.324	5:40.844	41.486	32.994	103.2	16:58:28.630
4	1	1:49.021	42.048	36.275	30.698	216.0	16:59:34.568	4	1	1:48.262	42.005	36.363	29.894	207.6	17:00:16.892
5	1	1:47.880	41.247	35.598	31.035	223.1	17:01:22.448	5	1	1:49.864	43.453	36.221	30.190	232.2	17:02:06.756
6	1	1:49.537	42.108	36.432	30.997	223.1	17:03:11.985	6	1	2:53.450 P	41.459	1:00.861	1:11.130	230.2	17:05:00.206
7	1	3:08.144 P	1:00.621	1:14.825	52.698	136.3	17:06:20.129	88 Ruben Vaquinhas McLaren 570S GT4							
8	1	21:19.695	20:04.358	38.418	36.919	109.5	17:27:39.824	GTX Manuel Vistas Araujo Competição							
9	1	1:49.402	41.509	36.447	31.446	220.4	17:29:29.226	Lap D Time Sector 1 Sector 2 Sector 3 T. Spd Elapsed							
10	1	2:09.196 P	46.558	40.145	42.493	157.6	17:31:38.422	1	16:48:59.917	16:47:44.824	42.001	33.092	112.1	16:48:59.917	

GT4 Pro Nuno Pires Mercedes AMG GT4							Lema Racing								
Lap	D	Time	Sector 1	Sector 2	Sector 3	T. Spd	Elapsed	Lap	D	Time	Sector 1	Sector 2	Sector 3	T. Spd	Elapsed
1	1	16:48:33.175	16:47:23.910	36.788	32.477	103.7	16:48:33.175	1	16:49:12.078	16:47:53.834	44.335	34.708	92.3	16:49:13.870	
2	1	2:01.486 P	39.283	33.647	48.556	224.5	16:50:34.661	2	2:25.110 P	46.848	46.733	51.529	183.9	16:51:37.188	
3	1	6:55.210	5:52.655	34.502	28.053	110.5	16:57:29.871	3	1	6:25.035	5:12.146	39.440	33.449	98.4	16:58:02.223
4	1	1:39.469	38.407	33.172	27.890	233.2	16:59:09.340	4	1	1:55.056	44.006	38.720	32.330	191.8	16:59:57.279
5	1	1:39.098	38.502	32.864	27.732	228.8	17:00:48.438	5	1	1:53.339	43.195	38.298	31.846	193.5	17:01:50.618
6	1	1:44.495	38.779	36.769	28.947	232.2	17:02:32.933	6	1	2:29.472 P	42.920	53.978	52.574	194.9	17:04:20.090
7	1	2:34.436 P	38.425	44.703	1:11.308	232.7	17:05:07.369	101 Duarte Pinto Coelho Ginetta G40							
8	1	22:14.946	21:12.837	34.133	27.976	113.9	17:27:22.315	TC Lourenço Monteiro Lourenço Monteiro							
9	1	1:38.955	38.281	32.858	27.816	229.2	17:29:01.270	Lap D Time Sector 1 Sector 2 Sector 3 T. Spd Elapsed							
10	1	1:59.089 P	42.167	39.472	37.450	205.3	17:31:00.359	1	16:49:13.870	16:47:53.911	45.251	34.708	92.3	16:49:13.870	

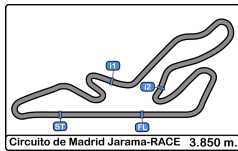
55 Nuno Pires Mercedes AMG GT4

GT4 Pro Elias Niskanen Lema Racing							TC Duarte Pinto Coelho Ginetta G40								
Lap	D	Time	Sector 1	Sector 2	Sector 3	T. Spd	Elapsed	Lap	D	Time	Sector 1	Sector 2	Sector 3	T. Spd	Elapsed
1	1	16:48:33.175	16:47:23.910	36.788	32.477	103.7	16:48:33.175	1	16:49:12.078	16:47:53.834	44.335	34.708	92.3	16:49:13.870	
2	1	2:01.486 P	39.283	33.647	48.556	224.5	16:50:34.661	2	2:25.110 P	46.848	46.733	51.529	183.9	16:51:37.188	
3	1	6:55.210	5:52.655	34.502	28.053	110.5	16:57:29.871	3	1	6:25.035	5:12.146	39.440	33.449	98.4	16:58:02.223
4	1	1:39.469	38.407	33.172	27.890	233.2	16:59:09.340	4	1	1:55.056	44.006	38.720	32.330	191.8	16:59:57.279
5	1	1:39.098	38.502	32.864	27.732	228.8	17:00:48.438	5	1	1:53.339	43.195	38.298	31.846	193.5	17:01:50.618
6	1	1:44.495	38.779	36.769	28.947	232.2	17:02:32.933	6	1	2:29.472 P	42.920	53.978	52.574	194.9	17:04:20.090
7	1	2:34.436 P	38.425	44.703	1:11.308	232.7	17:05:07.369	102 Gabriel Caçoilo Ginetta G40							
8	1	22:14.946	21:12.837	34.133	27.976	113.9	17:27:22.315	TC Henrique Cruz ANIBAL MANUEL MARQUES DA							
9	1	1:38.955	38.281	32.858	27.816	229.2	17:29:01.270	Lap D Time Sector 1 Sector 2 Sector 3 T. Spd Elapsed							
10	1	1:59.089 P	42.167	39.472	37.450	205.3	17:31:00.359	1	16:49:13.870	16:47:53.911	45.251	34.708	92.3	16:49:13.870	

58 Miguel Nabais Porsche Cayman GT4

GTX André Nabais André Nabais							TC Henrique Cruz ANIBAL MANUEL MARQUES DA								
Lap	D	Time	Sector 1	Sector 2	Sector 3	T. Spd	Elapsed	Lap	D	Time	Sector 1	Sector 2	Sector 3	T. Spd	Elapsed
1	1	16:48:53.864	16:47:23.610	50.222	40.032	40.5	16:48:53.864	1	16:49:13.870	16:47:53.911	45.251	34.708	92.3	16:49:13.870	
2	1	2:19.174 P	43.230	41.785	54.159	222.6	16:51:13.038	2	2:24.921 P	45.848	47.111	51.962	185.5	16:51:38.791	
3	1	6:25.088	5:16.200	37.928	30.960	92.3	16:57:38.126	3	1	6:44.259	5:32.418	39.234	32.607	51.3	16:58:23.050
4	1	1:46.277	40.149	35.882	30.246	232.2	16:59:24.403	4	1	1:55.310	44.362	38.583	32.365	190.8	17:00:18.360
5	1	1:44.963	39.766	35.775	29.422	233.2	17:01:09.366	5	1	1:54.688	44.091	38.542	32.055	191.4	17:02:13.048
6	1	1:44.703	40.155	35.222	29.326	231.7	17:02:54.069	6	1	2:49.475 P	43.610	53.371	1:12.494	191.1	17:05:02.523
7	1	2:34.199 P	41.039	50.391	1:02.769	230.2	17:05:28.268	7	1	23:01.989	21:50.098	39.419	32.472	94.6	17:28:04.512
								8	1	1:54.285	43.796	38.490	31.999	190.1	17:29:58.797
								9	1	2:09.964 P	47.587	42.982	39.395	155.6	17:32:08.761





Circuito de Madrid Jarama - RACI

Supercars (CPV)

CALIFICACIÓN 1

Tiempos Por Vuelta



103

Duarte Camelo

Ginetta G40

007

Fernando Soares

Aston Martin Vantage GT4

TC

Mariana Machado

ADELINO FERREIRA CARMELO

GTX

Alvaro Ramos

Araujo Competição

Lap	D	Time	Sector 1	Sector 2	Sector 3	T. Spd	Elapsed	Lap	D	Time	Sector 1	Sector 2	Sector 3	T. Spd	Elapsed
1	1	16:49:18.527	16:47:59.043	45.649	33.835	83.0	16:49:18.527	1	1	16:48:40.833	16:47:27.144	42.087	31.602	84.3	16:48:40.833
2	1	2:24.771 P	46.570	48.033	50.168	151.6	16:51:43.298	2	1	2:14.782 P	41.531	37.275	55.976	195.6	16:50:55.615
3	1	6:40.004	5:28.310	39.908	31.786	52.6	16:58:23.302	3	1	6:25.196	5:21.568	34.766	28.862	73.9	16:57:20.811
4	1	1:56.654	44.522	40.106	32.026	167.7	17:00:19.956	4	1	1:57.339 P	40.504	34.526	42.309	190.8	16:59:18.150
5	1	1:55.172	44.112	38.936	32.124	189.4	17:02:15.128	5	1	2:09.690	1:06.882	34.227	28.581	112.1	17:01:27.840
6	1	2:49.239 P	44.008	51.846	1:13.385	180.9	17:05:04.367	6	1	1:44.632	40.175	35.314	29.143	209.7	17:03:12.472
7	1	23:05.343	21:54.516	39.174	31.653	95.1	17:28:09.710	7	1	3:03.588 P	59.337	1:13.704	50.547	132.5	17:06:16.060
8	1	1:53.874	43.743	38.713	31.418	189.4	17:30:03.584	8	1	21:31.315	20:27.313	35.106	28.896	102.2	17:27:47.375
9	1	2:28.809 P	50.630	50.687	47.492	148.1	17:32:32.393	9	1	1:43.273	40.055	34.276	28.942	216.4	17:29:30.648

115

Alberto de Martín Muñoz

Mercedes AMG GT4

10

2:14.166 P

47.214 149.7 17:31:44.814

GT4 Bronze

Nil Montserrat Simó

NM Racing Team

Lap	D	Time	Sector 1	Sector 2	Sector 3	T. Spd	Elapsed
1	1	16:48:49.892	16:47:39.783	38.720	31.389	86.7	16:48:49.892
2	1	2:14.538 P	41.834	37.751	54.953	206.5	16:51:04.430
3	1	6:38.125	5:33.555	35.844	28.726	119.4	16:57:42.555
4	1	1:40.534	38.623	33.487	28.424	240.0	16:59:23.089
5	1	1:39.487	38.166	33.117	28.204	241.6	17:01:02.576
6	1	1:42.716	38.341	35.983	28.392	241.0	17:02:45.292
7	1	2:28.306 P	38.615	51.466	58.225	238.9	17:05:13.598
8	1	22:32.483	21:28.429	35.082	28.972	121.8	17:27:46.081
9	1	1:42.158	38.948	33.791	29.419	237.8	17:29:28.239
10	1	2:04.895 P	46.372	40.387	38.136	159.0	17:31:33.134

116

Guillermo Aso Arjol

Mercedes AMG GT4

GT4 Pro

NM Racing Team

Lap	D	Time	Sector 1	Sector 2	Sector 3	T. Spd	Elapsed
1	1	16:48:47.723	16:47:35.589	39.521	32.613	103.5	16:48:47.723
2	1	2:14.974 P	42.346	36.945	55.683	212.1	16:51:02.697
3	1	6:38.373	5:34.898	35.042	28.433	114.0	16:57:41.070
4	1	1:40.608	38.095	34.503	28.010	238.4	16:59:21.678
5	1	1:39.511	38.250	33.252	28.009	238.4	17:01:01.189
6	1	1:59.063	38.389	42.537	38.137	238.9	17:03:00.252
7	1	2:35.557 P	45.968	56.800	52.789	214.2	17:05:35.809
8	1	21:58.049	20:55.700	33.620	28.729	117.7	17:27:33.858
9	1	1:39.433	38.733	32.672	28.028	235.2	17:29:13.291
10	1	2:09.404 P	43.498	41.241	44.665	229.2	17:31:22.695

580

Manuel Sousa

Cupra TCR

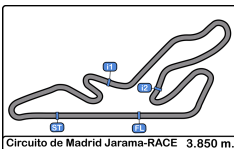
TCR

Luis Silva

Manuel Sousa

Lap	D	Time	Sector 1	Sector 2	Sector 3	T. Spd	Elapsed
1	1	16:49:37.517	16:48:16.156	47.520	33.841	96.4	16:49:37.517
2	1	2:22.506 P	50.018	44.420	48.068	161.9	16:52:00.023
3	1	6:11.546	4:57.303	39.664	34.579	86.0	16:58:11.569
4	1	1:49.325	41.909	37.039	30.377	215.1	17:00:00.894
5	1	1:49.489	41.927	36.406	31.156	215.1	17:01:50.383
6	1	2:25.588 P	41.271	50.704	53.613	221.3	17:04:15.971
7	1	24:01.926	22:47.551	40.141	34.234	98.2	17:28:17.897
8	1	1:46.428	40.834	35.690	29.904	220.4	17:30:04.325
9	1	2:20.099 P	50.562	46.579	42.958	136.5	17:32:24.424





Circuito de Madrid Jarama - RACE

Supercars (CPV)

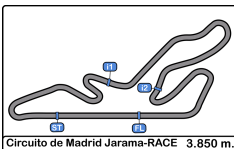
CALIFICACIÓN 1

Mejores Sectores



Sector - 1		Sector - 2		Sector - 3		Ideal Lap vs Best Lap					
Clas	Nº Driver	Time	Nº Driver	Time	Nº Driver	Time	Clas	Nº Driver	Ideal Lap	Best Lap	Clas
1	18 Manuel Gião	37.992	18 Manuel Gião	32.391	18 Manuel Gião	27.719	1	18 Manuel Gião	1:38.102	1:38.268	1
2	5 José Carlos Pires	38.032	5 José Carlos Pires	32.423	55 Nuno Pires	27.732	2	5 José Carlos Pires	1:38.390	1:38.826	2
3	116 Guillermo Aso Arjol	38.095	116 Guillermo Aso Arjol	32.672	5 José Carlos Pires	27.935	3	116 Guillermo Aso Arjol	1:38.776	1:39.433	4
4	115 Alberto de Martín Muñoz	38.166	55 Nuno Pires	32.858	116 Guillermo Aso Arjol	28.009	4	55 Nuno Pires	1:38.871	1:38.955	3
5	55 Nuno Pires	38.281	8 Jorge Rodrigues	32.984	12 Andrius Zemaitis	28.161	5	115 Alberto de Martín Muñoz	1:39.487	1:39.487	5
6	12 Andrius Zemaitis	38.494	115 Alberto de Martín Muñoz	33.117	115 Alberto de Martín Muñoz	28.204	6	8 Jorge Rodrigues	1:40.131	1:40.251	6
7	29 Alfonso Colomina	38.621	59 Daniel Teixeira	33.387	8 Jorge Rodrigues	28.229	7	12 Andrius Zemaitis	1:40.716	1:41.251	8
8	8 Jorge Rodrigues	38.918	38 Luis Calheiros	33.507	37 Bruno Pires	28.473	8	29 Alfonso Colomina	1:40.897	1:40.897	7
9	38 Luis Calheiros	39.055	29 Alfonso Colomina	33.577	007 Fernando Soares	28.581	9	38 Luis Calheiros	1:41.185	1:41.517	9
10	59 Daniel Teixeira	39.163	37 Bruno Pires	33.669	38 Luis Calheiros	28.623	10	59 Daniel Teixeira	1:41.413	1:41.787	10
11	37 Bruno Pires	39.685	12 Andrius Zemaitis	34.061	29 Alfonso Colomina	28.699	11	37 Bruno Pires	1:41.827	1:42.071	11
12	9 João Vieira	39.730	16 Sergio Azevedo	34.096	59 Daniel Teixeira	28.863	12	007 Fernando Soares	1:42.863	1:43.273	12
13	16 Sergio Azevedo	39.741	007 Fernando Soares	34.227	9 João Vieira	29.005	13	16 Sergio Azevedo	1:43.025	1:43.784	14
14	58 Miguel Nabais	39.766	9 João Vieira	34.394	16 Sergio Azevedo	29.188	14	9 João Vieira	1:43.129	1:43.513	13
15	007 Fernando Soares	40.055	88 Ruben Vaquinhas	35.034	58 Miguel Nabais	29.326	15	58 Miguel Nabais	1:44.314	1:44.703	15
16	88 Ruben Vaquinhas	40.295	58 Miguel Nabais	35.222	88 Ruben Vaquinhas	29.563	16	88 Ruben Vaquinhas	1:44.892	1:45.233	16
17	580 Manuel Sousa	40.834	40 Héctor Hernández	35.598	69 David Benett	29.894	17	580 Manuel Sousa	1:46.428	1:46.428	17
18	40 Héctor Hernández	41.247	580 Manuel Sousa	35.690	580 Manuel Sousa	29.904	18	40 Héctor Hernández	1:47.543	1:47.880	18
19	69 David Benett	41.459	69 David Benett	36.221	40 Héctor Hernández	30.698	19	69 David Benett	1:47.574	1:48.262	19
20	25 Steve Kirton	42.515	25 Steve Kirton	36.465	103 Duarte Camelo	31.418	20	25 Steve Kirton	1:50.670	1:52.013	20
21	101 Duarte Pinto Coelho	42.920	101 Duarte Pinto Coelho	38.298	25 Steve Kirton	31.690	21	101 Duarte Pinto Coelho	1:53.064	1:53.339	21
22	26 Tomás P. Abreu	43.505	102 Gabriel Caçoilo	38.490	101 Duarte Pinto Coelho	31.846	22	103 Duarte Camelo	1:53.874	1:53.874	22
23	102 Gabriel Caçoilo	43.610	103 Duarte Camelo	38.713	102 Gabriel Caçoilo	31.999	23	102 Gabriel Caçoilo	1:54.099	1:54.285	23
24	103 Duarte Camelo	43.743	26 Tomás P. Abreu	38.724	26 Tomás P. Abreu	32.077	24	26 Tomás P. Abreu	1:54.306	2:01.643	24





Circuito de Madrid Jarama - RACE

Supercars (CPV)

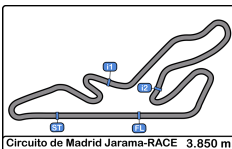
CALIFICACIÓN 1

5 Mejores Tiempos



Cl	Nº	Entrant/Team	Nat	Driver 1	Nat	Driver 2	Nat	Vehicle	Cat	Cl	Best 1		Best 2		Best 3		Best 4		Best 5	
											Time	Lap	Time	Lap	Time	Lap	Time	Lap	Time	Lap
1	18	Racar Motorsport	POR	Manuel Gão	POR	Carlos Vieira	POR	Mercedes AMG GT4	GT4 Pro	1	1:38.268	7	1:38.824	3	2:04.432	8	2:20.417	4	8:31.158	2
2	5	José Carlos Pires	POR	José Carlos Pires	POR	Francisco Abreu	POR	BMW M4 GT4	GT4 Pro	2	1:38.826	5	1:39.420	4	2:12.906	6	7:12.063	3		
3	55	Lema Racing	SVK	Nuno Pires	POR	Elias Niskanen	FIN	Mercedes AMG GT4	GT4 Pro	3	1:38.955	9	1:39.098	5	1:39.469	4	1:44.495	6	1:59.089	10
4	116	NM Racing Team	ESP	Guillermo Aso Arjol	ESP		FIN	Mercedes AMG GT4	GT4 Pro	4	1:39.433	9	1:39.511	5	1:40.608	4	1:59.063	6	2:09.404	10
5	115	NM Racing Team	ESP	Alberto de Martín Muñoz	ESP	Nil Montserrat Simó	ESP	Mercedes AMG GT4	GT4 Bro	1	1:39.487	5	1:40.534	4	1:42.158	9	1:42.716	6	2:04.895	10
6	8	Veloso Motorsport	POR	Jorge Rodrigues	POR	Patrick Cunha	POR	Audi R8 LMS GT4	GT4 Bro	2	1:40.251	5	1:40.572	4	1:57.006	6	6:55.233	3		
7	29	SMC Motorsport	ESP	Alfonso Colomina	ESP			McLaren 570S GT4	GT4 Bro	3	1:40.897	6	1:42.474	5	1:46.686	4	6:29.709	3		
8	12	SMC Motorsport	ESP	Andrius Zemaitis	LTU	Alejandro Geppert	ESP	McLaren 570S GT4	GT4 Pro	5	1:41.251	9	1:41.283	4	1:41.725	5	1:46.055	6	2:06.484	10
9	38	Lema Racing	SVK	Luis Calheiros	POR	Paulo Macedo	POR	Mercedes AMG GT4	GT4 Bro	4	1:41.517	9	1:41.608	5	1:41.752	6	1:41.834	4	2:09.095	10
10	59	Daniel Teixeira	POR	Daniel Teixeira	POR			Cupra TCR	TCR	1	1:41.787	5	1:43.323	4	6:14.603	3				
11	37	Fábio Mota	POR	Bruno Pires	POR	Fábio Mota	POR	Ginetta G55 GT4	GT4 Pro	6	1:42.071	5	1:42.929	4	7:25.913	3				
12	007	Araujo Competição	POR	Fernando Soares	POR	Alvaro Ramos	POR	Aston Martin Vantage GT4	GTX	1	1:43.273	9	1:57.339	4	2:09.690	5	2:14.166	10	6:25.196	3
13	9	João Vieira	POR	João Vieira	POR			Porsche 911 Cup	Cup	1	1:43.513	4	1:45.347	3	6:45.227	2				
14	16	Orlando Batina	POR	Sergio Azevedo	POR	Orlando Batina	POR	BMW M4 GT4	GT4 Pro	7	1:43.784	9	1:44.094	5	1:44.626	6	1:45.437	4	2:06.648	10
15	58	André Nabais	POR	Miguel Nabais	POR	André Nabais	POR	Porsche Cayman GT4	GTX	2	1:44.703	6	1:44.963	5	1:46.277	4	6:25.088	3		
16	88	Araujo Competição	POR	Ruben Vaquinhos	POR	Manuel Vistas	POR	McLaren 570S GT4	GTX	3	1:45.233	4	1:45.903	5	6:25.476	3				
17	580	Manuel Sousa	POR	Manuel Sousa	POR	Luis Silva	POR	Cupra TCR	TCR	2	1:46.428	8	1:49.325	4	1:49.489	5	2:20.099	9	6:11.546	3
18	40	RACE	ESP	Héctor Hernández	ESP	Borja Hormigos	ESP	BMW M240i Racing	TC	1	1:47.880	5	1:49.021	4	1:49.402	9	2:09.196	10	6:21.871	3
19	69	Marcus Fothergill	GBR	David Benett	GBR	Marcus Fothergill	GBR	Porsche 991 Cup	Cup	2	1:48.262	4	1:49.864	5	6:55.324	3				
20	25	Steve Kirton	GBR	Steve Kirton	GBR	Jonathan Elsworth	GBR	Ginetta G50	GTX	4	1:52.013	4	1:52.033	5	6:53.013	3				
21	101	Lourenço Monteiro	POR	Duarte Pinto Coelho	POR	Lourenço Monteiro	POR	Ginetta G40	TC	2	1:53.339	5	1:55.056	4	6:25.035	3				
22	103	ADELINO FERREIRA CAR	POR	Duarte Camelo	POR	Mariana Machado	POR	Ginetta G40	TC	3	1:53.874	8	1:55.172	5	1:56.654	4	2:28.809	9	6:40.004	3
23	102	ANIBAL MANUEL MARQUES	POR	Gabriel Caçoilo	POR	Henrique Cruz	POR	Ginetta G40	TC	4	1:54.285	8	1:54.688	5	1:55.310	4	2:09.964	9	6:44.259	3
24	26	Tomás P. Abreu	GBR	Tomás P. Abreu	POR	Simon Moore	GBR	Ginetta G50	GTX	5	2:01.643	4	4:10.750	3						





Circuito de Madrid Jarama - RACE

Supercars (CPV)

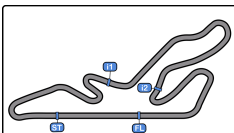
CALIFICACIÓN 1

5 Mejores Velocidades



Cl	Nº	Entrant/Team	Nat	Driver 1	Nat	Driver 2	Nat	Vehicle	Cat	Cl	Top 1		Top 2		Top 3		Top 4		Top 5		Avg
											Km/h	Lap	Km/h	Lap	Km/h	Lap	Km/h	Lap	Km/h	Lap	
1	12	SMC Motorsport	ESP	Andrius Zemaitis	LIT	Alejandro Geppert	ESP	McLaren 570S GT4	GT4 Pro	1	245.4	7	240.5	6	238.4	5	237.3	4	235.2	9	239.4
2	88	Araujo Competição	PRT	Ruben Vaquinhas	PRT	Manuel Vistas	PRT	McLaren 570S GT4	GTX	1	244.8	4	229.2	6	224.0	5	220.8	2	112.2	3	206.2
3	5	José Carlos Pires	PRT	José Carlos Pires	PRT	Francisco Abreu	PRT	BMW M4 GT4	GT4 Pro	2	242.1	6	240.5	4	238.9	2	234.7	5	78.8	3	207.0
4	115	NM Racing Team	ESP	Alberto de Martín Muñoz	ESP	Nii Montserrat Simó	ESP	Mercedes AMG GT4	GT4 Bro	1	241.6	5	241.0	6	240.0	4	238.9	7	237.8	9	239.9
5	8	Veloso Motorsport	PRT	Jorge Rodrigues	PRT	Patrick Cunha	PRT	Audi R8 LMS GT4	GT4 Bro	2	240.5	6	234.2	4	233.7	5	232.2	2	231.2	7	234.4
6	29	SMC Motorsport	ESP	Alfonso Colomina	ESP			McLaren 570S GT4	GT4 Bro	3	240.5	5	240.5	6	231.7	4	218.1	7	201.1	2	226.4
7	16	Orlando Batina	PRT	Sergio Azevedo	PRT	Orlando Batina	PRT	BMW M4 GT4	GT4 Pro	3	240.0	6	238.9	7	237.8	5	234.2	9	225.0	2	235.2
8	18	Racar Motorsport	PRT	Manuel Gião	PRT	Carlos Vieira	PRT	Mercedes AMG GT4	GT4 Pro	4	239.4	5	237.8	7	235.2	3	196.7	8	189.4	4	219.7
9	116	NM Racing Team	ESP	Guillermo Aso Arjol	ESP			Mercedes AMG GT4	GT4 Pro	5	238.9	6	238.4	4	238.4	5	235.2	9	229.2	10	236.0
10	38	Lema Racing	SVK	Luis Calheiros	PRT	Paulo Macedo	PRT	Mercedes AMG GT4	GT4 Bro	4	235.8	7	235.2	5	231.7	6	230.7	9	225.4	4	231.8
11	55	Lema Racing	SVK	Nuno Pires	PRT	Elias Niskanen	FIN	Mercedes AMG GT4	GT4 Pro	6	233.2	4	232.7	7	232.2	6	229.2	9	228.8	5	231.2
12	58	André Nabais	PRT	Miguel Nabais	PRT	André Nabais	PRT	Porsche Cayman GT4	GTX	2	233.2	5	232.2	4	231.7	6	230.2	7	222.6	2	230.0
13	69	Marcus Fothergill	GBR	David Benett	GBR	Marcus Fothergill	GBR	Porsche 991 Cup	Cup	1	232.2	5	230.2	6	207.6	4	198.5	2	103.2	3	194.4
14	9	João Vieira	PRT	João Vieira	PRT			Porsche 911 Cup	Cup	2	229.7	4	225.9	3	221.3	5	219.5	6	98.3	1	198.9
15	59	Daniel Teixeira	PRT	Daniel Teixeira	PRT			Cupra TCR	TCR	1	228.3	4	225.4	5	185.8	6	146.3	2	82.7	3	173.7
16	37	Fábio Mota	PRT	Bruno Pires	PRT	Fábio Mota	PRT	Ginetta G55 GT4	GT4 Pro	7	223.1	6	221.3	4	221.3	5	217.3	2	185.8	7	213.7
17	40	RACE	ESP	Héctor Hernández	ESP	Borja Hormigos	ESP	BMW M240i Racing	TC	1	223.1	5	223.1	6	220.4	9	216.0	4	208.4	2	218.2
18	580	Manuel Sousa	PRT	Manuel Sousa	PRT	Luis Silva	PRT	Cupra TCR	TCR	2	221.3	6	220.4	8	215.1	4	215.1	5	161.9	2	206.7
19	26	Tomás P. Abreu	GBR	Tomás P. Abreu	PRT	Simon Moore	GBR	Ginetta G50	GTX	3	220.4	5	219.0	2	177.6	4	157.4	6	92.8	3	173.4
20	007	Araujo Competição	PRT	Fernando Soares	PRT	Alvaro Ramos	PRT	Aston Martin Vantage GT4	GTX	4	216.4	9	209.7	6	195.6	2	190.8	4	149.7	10	192.4
21	25	Steve Kirton	PRT	Steve Kirton	GBR	Jonathan Elsworth	GBR	Ginetta G50	GTX	5	211.7	5	208.0	4	195.6	6	193.2	2	106.2	3	183.0
22	101	Lourenço Monteiro	PRT	Duarte Pinto Coelho	PRT	Lourenço Monteiro	PRT	Ginetta G40	TC	2	194.9	6	193.5	5	191.8	4	183.9	2	98.4	3	172.5
23	102	ANIBAL MANUEL MARQUES	PRT	Gabriel Caçoilo	PRT	Henrique Cruz	PRT	Ginetta G40	TC	3	191.4	5	191.1	6	190.8	4	190.1	8	185.5	2	189.8
24	103	ADELINO FERREIRA CAR	PRT	Duarte Camelo	PRT	Mariana Machado	PRT	Ginetta G40	TC	4	189.4	5	189.4	8	180.9	6	167.7	4	151.6	2	175.8





Circuito de Madrid Jarama - RACE

Supercars (CPV)

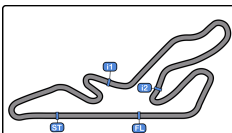
CALIFICACIÓN 1

Secuencia Vueltas Rápidas



Lap	Time of Day	Session Time	Nº Entrant/Team	Nat	Driver 1	Nat	Driver 2	Nat	Vehicle	Cat	Time	Km/h
3	16:57:20.811	2:11:20.811	007 Araujo Competição		Fernando Soares		Alvaro Ramos		Aston Martin Vantage GT4	GTX	6:25.196	35.9
3	16:57:38.126	2:11:38.126	58 André Nabais		Miguel Nabais		André Nabais		Porsche Cayman GT4	GTX	6:25.088	35.9
3	16:57:45.547	2:11:45.547	40 RACE		Héctor Hernández		Borja Hormigos		BMW M240i Racing	TC	6:21.871	36.2
3	16:58:09.850	2:12:09.850	59 Daniel Teixeira		Daniel Teixeira				Cupra TCR	TCR	6:14.603	36.9
3	16:58:11.569	2:12:11.569	580 Manuel Sousa		Manuel Sousa		Luis Silva		Cupra TCR	TCR	6:11.546	37.3
4	16:59:06.676	2:13:06.676	5 José Carlos Pires		José Carlos Pires		Francisco Abreu		BMW M4 GT4	GT4 Pro	1:39.420	139.4
3	17:00:22.057	2:14:22.057	18 Racar Motorsport		Manuel Gião		Carlos Vieira		Mercedes AMG GT4	GT4 Pro	1:38.824	140.2
7	17:29:22.477	2:43:22.477	18 Racar Motorsport		Manuel Gião		Carlos Vieira		Mercedes AMG GT4	GT4 Pro	1:38.268	141.0





Circuito de Madrid Jarama - RACE

Supercars (CPV)

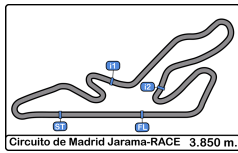
CALIFICACIÓN 1

Mejor Máxima Velocidad del Evento



Nº	Entrant/Team	Nat	Driver 1	Nat	Driver 2	Nat	Vehicle	Cat	Km/h	Session
90	Ricardo Costa		Ricardo Costa				Porsche 911 Cup	INV	252.3	ENTRENAMIENTOS OPTATIVOS
12	SMC Motorsport		Andrius Zemaitis		Alejandro Geppert		McLaren 570S GT4	GT4 Pro	245.4	CALIFICACIÓN 1
88	Araujo Competição		Ruben Vaquinhos		Manuel Vistas		McLaren 570S GT4	GTX	244.8	CALIFICACIÓN 1
5	José Carlos Pires		José Carlos Pires		Francisco Abreu		BMW M4 GT4	GT4 Pro	242.1	CALIFICACIÓN 1
115	NM Racing Team		Alberto de Martín Muñoz		Nii Montserrat Simó		Mercedes AMG GT4	GT4 Bro	241.6	CALIFICACIÓN 1
29	SMC Motorsport		Alfonso Colomina				McLaren 570S GT4	GT4 Bro	240.5	CALIFICACIÓN 1
8	Veloso Motorsport		Jorge Rodrigues		Patrick Cunha		Audi R8 LMS GT4	GT4 Bro	240.5	CALIFICACIÓN 1
16	Orlando Batina		Sergio Azevedo		Orlando Batina		BMW M4 GT4	GT4 Pro	240.0	ENTRENAMIENTOS OPTATIVOS
18	Racar Motorsport		Manuel Gião		Carlos Vieira		Mercedes AMG GT4	GT4 Pro	239.4	CALIFICACIÓN 1
116	NM Racing Team		Guillermo Aso Arjol				Mercedes AMG GT4	GT4 Pro	238.9	CALIFICACIÓN 1
007	Araujo Competição		Fernando Soares		Alvaro Ramos		Aston Martin Vantage GT4	GTX	238.4	ENTRENAMIENTOS OPTATIVOS
55	Lema Racing		Nuno Pires		Elias Niskanen		Mercedes AMG GT4	GT4 Pro	236.3	ENTRENAMIENTOS OPTATIVOS
38	Lema Racing		Luis Calheiros		Paulo Macedo		Mercedes AMG GT4	GT4 Bro	235.8	CALIFICACIÓN 1
58	André Nabais		Miguel Nabais		André Nabais		Porsche Cayman GT4	GTX	234.2	ENTRENAMIENTOS OPTATIVOS
69	Marcus Fothergill		David Benett		Marcus Fothergill		Porsche 991 Cup	Cup	232.2	CALIFICACIÓN 1
9	João Vieira		João Vieira				Porsche 911 Cup	Cup	229.7	CALIFICACIÓN 1
59	Daniel Teixeira		Daniel Teixeira				Cupra TCR	TCR	228.3	CALIFICACIÓN 1
40	RACE		Héctor Hernández		Borja Hormigos		BMW M240i Racing	TC	224.5	ENTRENAMIENTOS OPTATIVOS
26	Tomás P. Abreu		Tomás P. Abreu		Simon Moore		Ginetta G50	GTX	224.5	ENTRENAMIENTOS LIBRES
37	Fábio Mota		Bruno Pires		Fábio Mota		Ginetta G55 GT4	GT4 Pro	223.1	ENTRENAMIENTOS OPTATIVOS
25	Steve Kirton		Steve Kirton		Jonathan Elsworth		Ginetta G50	GTX	222.6	ENTRENAMIENTOS OPTATIVOS
580	Manuel Sousa		Manuel Sousa		Luis Silva		Cupra TCR	TCR	221.3	CALIFICACIÓN 1
77	SMC Motorsport		Tomás Pintos				McLaren Artura	GTX	201.4	ENTRENAMIENTOS LIBRES
101	Lourenço Monteiro		Duarte Pinto Coelho		Lourenço Monteiro		Ginetta G40	TC	195.6	ENTRENAMIENTOS OPTATIVOS
102	ANIBAL MANUEL MARQUES DA CRUZ		Gabriel Caçoilo		Henrique Cruz		Ginetta G40	TC	195.6	ENTRENAMIENTOS OPTATIVOS
103	ADELINO FERREIRA CARMELO		Duarte Camelo		Mariana Machado		Ginetta G40	TC	192.8	ENTRENAMIENTOS LIBRES





Circuito de Madrid Jarama - RACI

Supercars (CPV) CALIFICACIÓN 1

Tiempos Parada en Pit



5	José Carlos Pires	BMW M4 GT4
GT4 Pro	Francisco Abreu	José Carlos Pires

Nº	In Day Time	In Time	Out Time	Pit Time	T. Pit Time	Handicap	Diff.
1	16:50:09.749	16:50:09.749	16:55:41.427	5:31.678	5:31.678		

8	Jorge Rodrigues	Audi R8 LMS GT4
GT4 Bronze	Patrick Cunha	Velo Motorsport

Nº	In Day Time	In Time	Out Time	Pit Time	T. Pit Time	Handicap	Diff.
1	16:50:34.554	16:50:34.554	16:55:53.882	5:19.328	5:19.328		

9	João Vieira	Porsche 911 Cup
Cup	João Vieira	

Nº	In Day Time	In Time	Out Time	Pit Time	T. Pit Time	Handicap	Diff.
1	16:51:01.357	16:51:01.357	16:56:04.940	5:03.583	5:03.583		

12	Andrius Zemaitis	McLaren 570S GT4
GT4 Pro	Alejandro Geppert	SMC Motorsport

Nº	In Day Time	In Time	Out Time	Pit Time	T. Pit Time	Handicap	Diff.
1	16:50:52.914	16:50:52.914	16:55:54.966	5:02.052	5:02.052		
2	17:05:10.353	17:05:10.353	17:25:43.678	20:33.325	25:35.377		

16	Sergio Azevedo	BMW M4 GT4
GT4 Pro	Orlando Batina	Orlando Batina

Nº	In Day Time	In Time	Out Time	Pit Time	T. Pit Time	Handicap	Diff.
1	16:50:46.484	16:50:46.484	16:55:47.710	5:01.226	5:01.226		
2	17:05:14.612	17:05:14.612	17:25:49.027	20:34.415	25:35.641		

18	Manuel Gião	Mercedes AMG GT4
GT4 Pro	Carlos Vieira	Racar Motorsport

Nº	In Day Time	In Time	Out Time	Pit Time	T. Pit Time	Handicap	Diff.
1	16:50:05.902	16:50:05.902	16:56:20.210	6:14.308	6:14.308		
2	17:05:07.243	17:05:07.243	17:25:58.314	20:51.071	27:05.379		

25	Steve Kirton	Ginetta G50
GTX	Jonathan Elsworth	Steve Kirton

Nº	In Day Time	In Time	Out Time	Pit Time	T. Pit Time	Handicap	Diff.
1	16:51:03.506	16:51:03.506	16:56:08.866	5:05.360	5:05.360		

26	Tomás P. Abreu	Ginetta G50
GTX	Simon Moore	Tomás P. Abreu

Nº	In Day Time	In Time	Out Time	Pit Time	T. Pit Time	Handicap	Diff.
1	16:55:01.330	16:55:01.330	16:57:11.975	2:10.645	2:10.645		

29	Alfonso Colomina	McLaren 570S GT4
GT4 Bronze		SMC Motorsport

Nº	In Day Time	In Time	Out Time	Pit Time	T. Pit Time	Handicap	Diff.
1	16:51:08.746	16:51:08.746	16:55:57.280	4:48.534	4:48.534		

37	Bruno Pires	Ginetta G55 GT4
GT4 Pro	Fábio Mota	Fábio Mota

Nº	In Day Time	In Time	Out Time	Pit Time	T. Pit Time	Handicap	Diff.
1	16:50:27.401	16:50:27.401	16:56:15.382	5:47.981	5:47.981		

38	Luis Calheiros	Mercedes AMG GT4
GT4 Bronze	Paulo Macedo	Lema Racing

Nº	In Day Time	In Time	Out Time	Pit Time	T. Pit Time	Handicap	Diff.
1	16:50:43.965	16:50:43.965	16:55:49.702	5:05.737	5:05.737		
2	17:05:04.119	17:05:04.119	17:25:42.882	20:38.763	25:44.500		

40	Héctor Hernández	BMW M240i Racing
TC	Borja Hormigos	RACE

Nº	In Day Time	In Time	Out Time	Pit Time	T. Pit Time	Handicap	Diff.
1	16:51:14.852	16:51:14.852	16:55:53.237	4:38.385	4:38.385		
2	17:06:14.343	17:06:14.343	17:25:40.995	19:26.652	24:05.037		

55	Nuno Pires	Mercedes AMG GT4
GT4 Pro	Elias Niskanen	Lema Racing

Nº	In Day Time	In Time	Out Time	Pit Time	T. Pit Time	Handicap	Diff.
1	16:50:30.715	16:50:30.715	16:55:48.748	5:18.033	5:18.033		
2	17:05:01.893	17:05:01.893	17:25:41.803	20:39.910	25:57.943		

58	Miguel Nabais	Porsche Cayman GT4
GTX	André Nabais	André Nabais

Nº	In Day Time	In Time	Out Time	Pit Time	T. Pit Time	Handicap	Diff.
1	16:51:06.584	16:51:06.584	16:55:43.207	4:36.623	4:36.623		

59	Daniel Teixeira	Cupra TCR
TCR	Daniel Teixeira	

Nº	In Day Time	In Time	Out Time	Pit Time	T. Pit Time	Handicap	Diff.
1	16:51:51.245	16:51:51.245	16:56:10.343	4:19.098	4:19.098		

69	David Benett	Porsche 991 Cup
Cup	Marcus Fothergill	Marcus Fothergill

Nº	In Day Time	In Time	Out Time	Pit Time	T. Pit Time	Handicap	Diff.
1	16:51:27.878	16:51:27.878	16:56:30.373	5:02.495	5:02.495		

88	Ruben Vaquinhas	McLaren 570S GT4
GTX	Manuel Vistas	Araujo Competição

Nº	In Day Time	In Time	Out Time	Pit Time	T. Pit Time	Handicap	Diff.
1	16:51:25.879	16:51:25.879	16:56:02.060	4:36.181	4:36.181		

101	Duarte Pinto Coelho	Ginetta G40
TC	Lourenço Monteiro	Lourenço Monteiro

Nº	In Day Time	In Time	Out Time	Pit Time	T. Pit Time	Handicap	Diff.
1	16:51:31.635	16:51:31.635	16:56:06.722	4:35.087	4:35.087		

102	Gabriel Caçoilo	Ginetta G40
TC	Henrique Cruz	ANIBAL MANUEL MARQUES DA CRUZ

Nº	In Day Time	In Time	Out Time	Pit Time	T. Pit Time	Handicap	Diff.
1	16:51:33.101	16:51:33.101	16:56:21.752	4:48.651	4:48.651		
2	17:04:57.589	17:04:57.589	17:26:10.748	21:13.159	26:01.810		

103	Duarte Camelo	Ginetta G40
TC	Mariana Machado	ADELINO FERREIRA CARMELO

Nº	In Day Time	In Time	Out Time	Pit Time	T. Pit Time	Handicap	Diff.
1	16:51:38.934	16:51:38.934	16:56:22.749	4:43.815	4:43.815		
2	17:04:59.510	17:04:59.510	17:26:17.257	21:17.747	26:01.562		

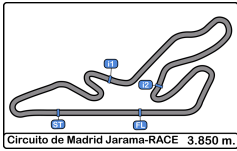
115	Alberto de Martín Muñoz	Mercedes AMG GT4
GT4 Bronze	Nil Montserrat Simó	NM Racing Team

Nº	In Day Time	In Time	Out Time	Pit Time	T. Pit Time	Handicap	Diff.
1	16:50:59.012	16:50:59.012	16:55:59.175	5:00.163	5:00.163		
2	17:05:08.604	17:05:08.604	17:26:04.308	20:55.704	25:55.867		

116	Guillermo Aso Arjol	Mercedes AMG GT4
GT4 Pro		NM Racing Team

Nº	In Day Time	In Time	Out Time	Pit Time	T. Pit Time	Handicap	Diff.
1	16:50:57.802	16:50:57.802	16:55:58.178	5:00.376	5:00.376		
2	17:05:29.281	17:05:29.281	17:25:54.345	20:25.064	25:25.440		





Circuito de Madrid Jarama - RACI

Supercars (CPV)

CALIFICACIÓN 1

Tiempos Parada en Pit



580

Manuel Sousa

Cupra TCR

TCR

Luis Silva

Manuel Sousa

Nº	In Day Time	In Time	Out Time	Pit Time	T. Pit Time	Handicap	Diff.
1	16:51:54.799	16:51:54.799	16:56:11.606	4:16.807	4:16.807		
2	17:04:11.244	17:04:11.244	17:26:19.883	22:08.639	26:25.446		

007

Fernando Soares

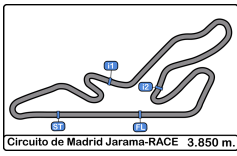
Aston Martin Vantage GT4

GTX

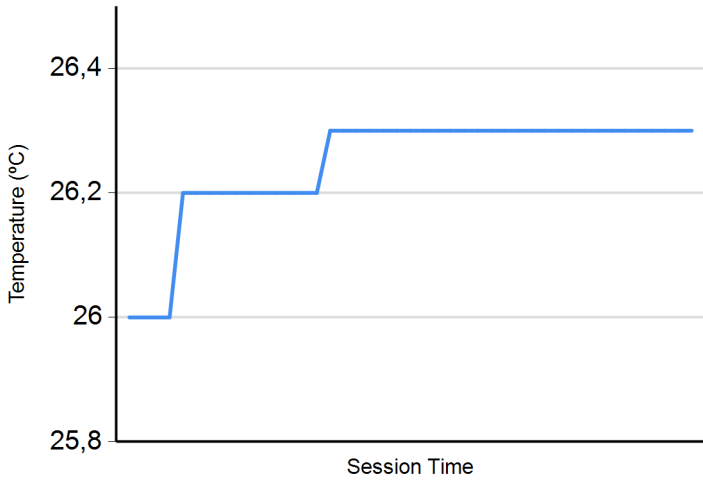
Alvaro Ramos

Araujo Competição

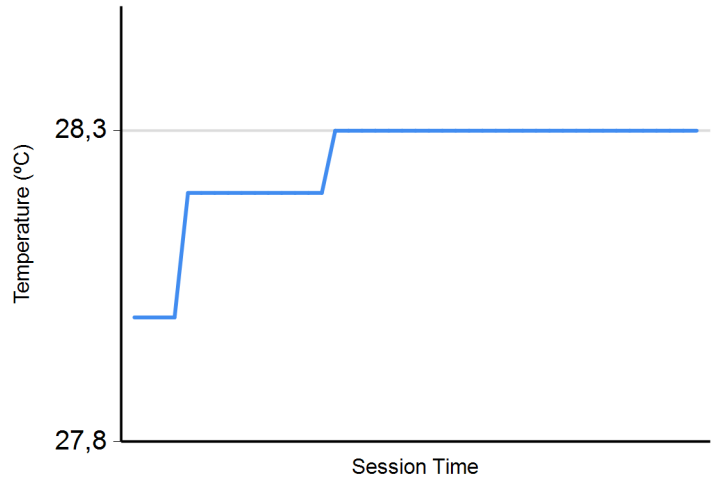
Nº	In Day Time	In Time	Out Time	Pit Time	T. Pit Time	Handicap	Diff.
1	16:50:50.708	16:50:50.708	16:55:35.358	4:44.650	4:44.650		
2	16:59:13.049	16:59:13.049	16:59:47.801	34.752	5:19.402		
3	17:06:11.291	17:06:11.291	17:26:01.370	19:50.079	25:09.481		



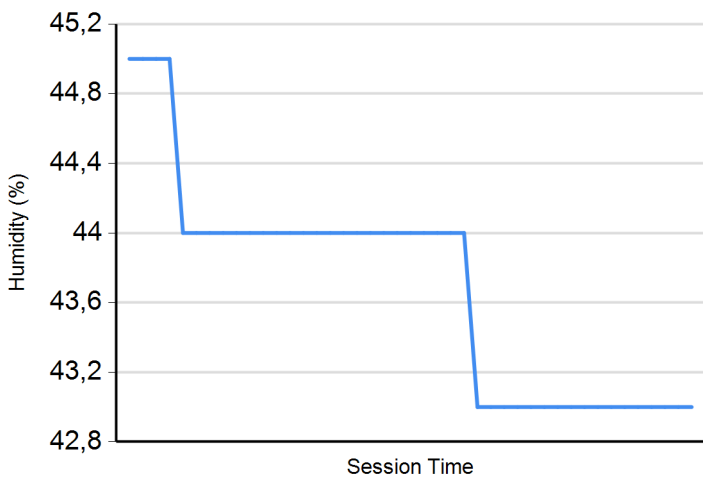
Air Temperature



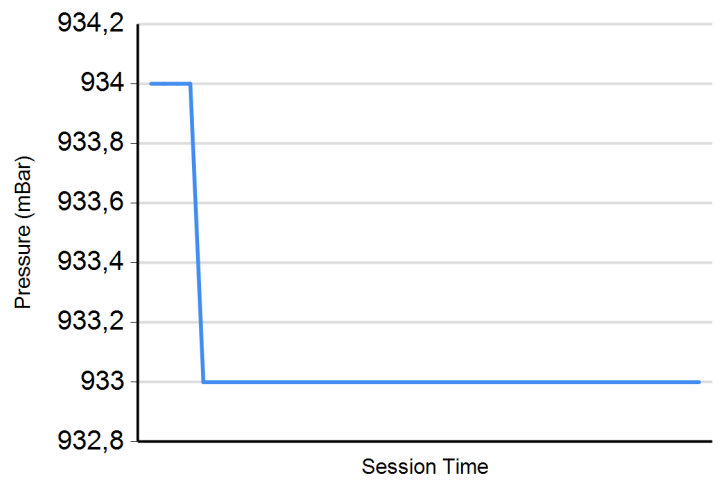
Track Temperature



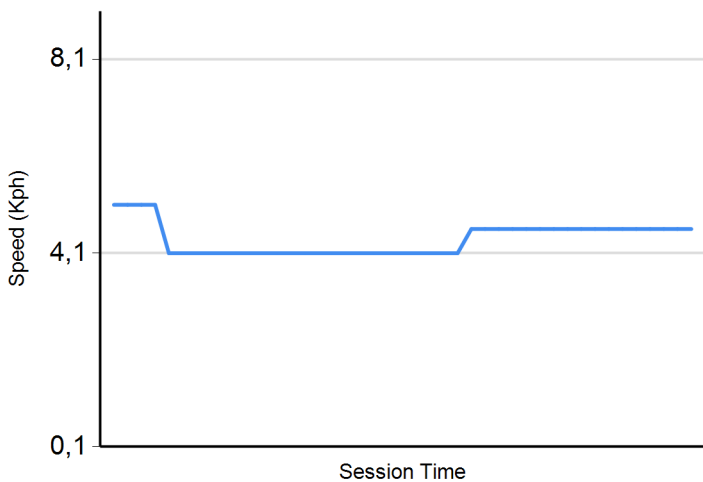
Humidity



Pressure



Wind Speed



Wind direction

