

Circuito de Madrid Jarama - RACE

Supercars (CPV)

CARRERA 2

Resultados Provisionales



Cls	Nº	Entrant/Team	Nat	Driver 1	Nat	Driver 2	Nat	Vehicle	Cat	Cl	Laps	Total Time	Gap	Interval	Km/h	Best	Time	Km/h
1	5	José Carlos Pires	POR	José Carlos Pires	POR	Francisco Abreu	POR	BMW M4 GT4	GT4 Pro	1	26	45:56.854			130.7	3	1:39.093	139.8
2	55	Lema Racing	SVK	Nuno Pires	POR	Elias Niskanen	FIN	Mercedes AMG GT4	GT4 Pro	2	26	46:02.281	5.427	5.427	130.4	3	1:39.317	139.5
3	12	SMC Motorsport	ESP	Andrius Zemaitis	LIT	Alejandro Geppert	ESP	McLaren 570S GT4	GT4 Pro	3	26	46:23.126	26.272	20.845	129.4	4	1:39.328	139.5
4	115	NM Racing Team	ESP	Alberto de Martín Muñoz	ESP	Nil Montserrat Simó	ESP	Mercedes AMG GT4	GT4 Bro	1	26	46:30.289	33.435	7.163	129.1	4	1:39.163	139.7
5	116	NM Racing Team	ESP	Guillermo Aso Arjol	ESP		FRA	Mercedes AMG GT4	GT4 Pro	4	26	46:31.224	34.370	0.935	129.1	2	1:40.505	137.9
6	29	SMC Motorsport	ESP	Alfonso Colomina	ESP			McLaren 570S GT4	GT4 Bro	2	26	46:35.025	38.171	3.801	128.9	12	1:40.955	137.2
7	8	Veloso Motorsport	POR	Jorge Rodrigues	POR	Patrick Cunha	POR	Audi R8 LMS GT4	GT4 Bro	3	26	47:04.611	1:07.757	29.586	127.5	8	1:40.689	137.6
8	38	Lema Racing	SVK	Luis Calheiros	POR	Paulo Macedo	POR	Mercedes AMG GT4	GT4 Bro	4	26	47:04.999	1:08.145	0.388	127.5	5	1:41.390	136.6
9	18	Racar Motorsport	POR	Manuel Gião	POR	Carlos Vieira	POR	Mercedes AMG GT4	GT4 Pro	5	26	47:24.036	1:27.182	19.037	126.7	4	1:40.384	138.0
10	16	Orlando Batina	POR	Sergio Azevedo	POR	Orlando Batina	POR	BMW M4 GT4	GT4 Pro	6	26	47:28.696	1:31.842	4.660	126.4	4	1:40.927	137.3
11	007	Araujo Competição	POR	Fernando Soares	POR	Alvaro Ramos	POR	Aston Martin Vantage GT4	GTX	1	25	47:03.437	1 Lap	1 Lap	122.7	5	1:45.230	131.7
12	69	Marcus Fothergill	GBR	David Benett	GBR	Marcus Fothergill	GBR	Porsche 991 Cup	Cup	1	25	47:28.661	1 Lap	25.224	121.6	9	1:43.522	133.8
13	26	Tomás P. Abreu	GBR	Tomás P. Abreu	GBR	Simon Moore	GBR	Ginetta G50	GTX	2	25	47:41.184	1 Lap	12.523	121.1	8	1:45.389	131.5
14	25	Steve Kirton	GBR	Steve Kirton	GBR	Jonathan Elsworth	GBR	Ginetta G50	GTX	3	25	47:41.834	1 Lap	0.650	121.0	8	1:45.678	131.1
15	40	RACE	ESP	Héctor Hernández	ESP	Borja Hormigos	ESP	BMW M240i Racing	TC	1	24	47:02.886	2 Laps	1 Lap	117.8	8	1:48.778	127.4
16	58	André Nabais	POR	Miguel Nabais	POR	André Nabais	POR	Porsche Cayman GT4	GTX	4	23	45:25.391	3 Laps	1 Lap	116.9	4	1:48.563	127.6
17	37	Fábio Mota	POR	Bruno Pires	POR	Fábio Mota	POR	Ginetta G55 GT4	GT4 Pro	7	23	46:52.354	3 Laps	1:26.963	113.3	5	1:41.609	136.4
18	101	Lourenço Monteiro	POR	Duarte Pinto Coelho	POR	Lourenço Monteiro	POR	Ginetta G40	TC	2	22	46:48.021	4 Laps	1 Lap	108.5	4	1:58.270	117.1
19	103	ADELINO FERREIRA CARM	POR	Duarte Camelo	POR	Mariana Machado	POR	Ginetta G40	TC	3	22	47:19.328	4 Laps	31.307	107.3	22	1:56.688	118.7
20	9	João Vieira	POR	João Vieira	POR			Porsche 911 Cup	Cup	2	13	24:50.344	13 Laps	9 Laps	120.8	6	1:47.028	129.4

Not classified: (Requirements: 50% of number laps of leader = 13 Laps)

59	Daniel Teixeira	POR	Daniel Teixeira	POR			Cupra TCR	TCR	1	1	1:54.328	25 Laps	12 Laps	121.2	1	1:54.328	121.2
580	Manuel Sousa	POR	Manuel Sousa	POR	Luis Silva	POR	Cupra TCR	TCR	2								
102	ANIBAL MANUEL MARQUES DA	POR	Gabriel Caçoi	POR	Henrique Cruz	POR	Ginetta G40	TC	4								

Fastest lap Carlos Pires - Abreu in 1:39.093 at 139.8 Km/h in lap 3

GT4 Pro	5	José Carlos Pires	POR	José Carlos Pires	POR	Francisco Abreu	POR	BMW M4 GT4	3	1:39.093	139.8
GT4 Bronze	115	NM Racing Team	ESP	Alberto de Martín Muñoz	ESP	Nil Montserrat Simó	ESP	Mercedes AMG GT4	4	1:39.163	139.7
Cup	69	Marcus Fothergill	GBR	David Benett	GBR	Marcus Fothergill	GBR	Porsche 991 Cup	9	1:43.522	133.8
GTX	007	Araujo Competição	POR	Fernando Soares	POR	Alvaro Ramos	POR	Aston Martin Vantage GT4	5	1:45.230	131.7
TC	40	RACE	ESP	Héctor Hernández	ESP	Borja Hormigos	ESP	BMW M240i Racing	8	1:48.778	127.4
TCR	59	Daniel Teixeira	POR	Daniel Teixeira	POR			Cupra TCR	1	1:54.328	121.2

Published at:.....

Track Temp: 29.1 °C Air Temp: 27.1 °C Humidity: 36 % Track Status: SECA

Race Director:

Ramiro BRITO

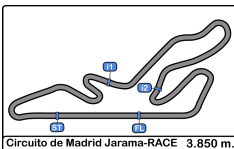
DCI PT23/2438

Timekeeper:

David García

JOB-1606-ESP/M





Circuito de Madrid Jarama - RACE  
Supercars (CPV)  
CARRERA 2  
Resultados Provisionales por Categoría



GT4 Pro																		
Cls	Nº	Entrant/Team	Nat	Driver 1	Nat	Driver 2	Nat	Vehicle	Cat	Cl	Laps	Total Time	Gap	Interval	Km/h	Best	Time	Km/h
1	5	José Carlos Pires	ESP	José Carlos Pires	ESP	Francisco Abreu	FIN	BMW M4 GT4	GT4 Pro	1	26	45:56.854			130.7	3	1:39.093	139.8
2	55	Lema Racing	SVK	Nuno Pires	SVK	Elias Niskanen	FIN	Mercedes AMG GT4	GT4 Pro	2	26	46:02.281	5.427	5.427	130.4	3	1:39.317	139.5
3	12	SMC Motorsport	ESP	Andrius Zemaitis	LIT	Alejandro Geppert	ESP	McLaren 570S GT4	GT4 Pro	3	26	46:23.126	26.272	20.845	129.4	4	1:39.328	139.5
4	116	NM Racing Team	ESP	Guillermo Aso Arjol	ESP		FIN	Mercedes AMG GT4	GT4 Pro	4	26	46:31.224	34.370	8.098	129.1	2	1:40.505	137.9
5	18	Racar Motorsport	ESP	Manuel Gião	ESP	Carlos Vieira	ESP	Mercedes AMG GT4	GT4 Pro	5	26	47:24.036	1:27.182	52.812	126.7	4	1:40.384	138.0
6	16	Orlando Batina	ESP	Sergio Azevedo	ESP	Orlando Batina	ESP	BMW M4 GT4	GT4 Pro	6	26	47:28.696	1:31.842	4.660	126.4	4	1:40.927	137.3
7	37	Fábio Mota	ESP	Bruno Pires	ESP	Fábio Mota	ESP	Ginetta G55 GT4	GT4 Pro	7	23	46:52.354	3 Laps	3 Laps	113.3	5	1:41.609	136.4

GT4 Bronze																		
Cls	Nº	Entrant/Team	Nat	Driver 1	Nat	Driver 2	Nat	Vehicle	Cat	Cl	Laps	Total Time	Gap	Interval	Km/h	Best	Time	Km/h
1	115	NM Racing Team	ESP	Alberto de Martín Muñoz	ESP	Nil Montserrat Simó	ESP	Mercedes AMG GT4	GT4 Bro	1	26	46:30.289			129.1	4	1:39.163	139.7
2	29	SMC Motorsport	ESP	Alfonso Colomina	ESP		ESP	McLaren 570S GT4	GT4 Bro	2	26	46:35.025	4.736	4.736	128.9	12	1:40.955	137.2
3	8	Veloso Motorsport	ESP	Jorge Rodrigues	ESP	Patrick Cunha	ESP	Audi R8 LMS GT4	GT4 Bro	3	26	47:04.611	34.322	29.586	127.5	8	1:40.689	137.6
4	38	Lema Racing	SVK	Luis Calheiros	ESP	Paulo Macedo	ESP	Mercedes AMG GT4	GT4 Bro	4	26	47:04.999	34.710	0.388	127.5	5	1:41.390	136.6

GTX																		
Cls	Nº	Entrant/Team	Nat	Driver 1	Nat	Driver 2	Nat	Vehicle	Cat	Cl	Laps	Total Time	Gap	Interval	Km/h	Best	Time	Km/h
1	007	Araujo Competição	ESP	Fernando Soares	ESP	Alvaro Ramos	ESP	Aston Martin Vantage GT4	GTX	1	25	47:03.437			122.7	5	1:45.230	131.7
2	26	Tomás P. Abreu	GBR	Tomás P. Abreu	ESP	Simon Moore	GBR	Ginetta G50	GTX	2	25	47:41.184	37.747	37.747	121.1	8	1:45.389	131.5
3	25	Steve Kirton	ESP	Steve Kirton	GBR	Jonathan Elsworth	GBR	Ginetta G50	GTX	3	25	47:41.834	38.397	0.650	121.0	8	1:45.678	131.1
4	58	André Nabais	ESP	Miguel Nabais	ESP	André Nabais	ESP	Porsche Cayman GT4	GTX	4	23	45:25.391	2 Laps	2 Laps	116.9	4	1:48.563	127.6

Cup																		
Cls	Nº	Entrant/Team	Nat	Driver 1	Nat	Driver 2	Nat	Vehicle	Cat	Cl	Laps	Total Time	Gap	Interval	Km/h	Best	Time	Km/h
1	69	Marcus Fothergill	GBR	David Benett	GBR	Marcus Fothergill	GBR	Porsche 991 Cup	Cup	1	25	47:28.661			121.6	9	1:43.522	133.8
2	9	João Vieira	ESP	João Vieira	ESP		ESP	Porsche 911 Cup	Cup	2	13	24:50.344	12 Laps	12 Laps	120.8	6	1:47.028	129.4

TC																		
Cls	Nº	Entrant/Team	Nat	Driver 1	Nat	Driver 2	Nat	Vehicle	Cat	Cl	Laps	Total Time	Gap	Interval	Km/h	Best	Time	Km/h
1	40	RACE	ESP	Héctor Hernández	ESP	Borja Hormigos	ESP	BMW M240i Racing	TC	1	24	47:02.886			117.8	8	1:48.778	127.4
2	101	Lourenço Monteiro	ESP	Duarte Pinto Coelho	ESP	Lourenço Monteiro	ESP	Ginetta G40	TC	2	22	46:48.021	2 Laps	2 Laps	108.5	4	1:58.270	117.1
3	103	ADELINO FERREIRA CARM	ESP	Duarte Camelo	ESP	Mariana Machado	ESP	Ginetta G40	TC	3	22	47:19.328	2 Laps	31.307	107.3	22	1:56.688	118.7

Not classified: (Requirements: 50% of number laps of leader = 13 Laps)

102	ANIBAL MANUEL MARQUES DA	ESP	Gabriel Caçoiolo	ESP	Henrique Cruz	ESP	Ginetta G40	TC	4									
-----	--------------------------	-----	------------------	-----	---------------	-----	-------------	----	---	--	--	--	--	--	--	--	--	--

Published at:.....

Track Temp: 29.1 °C Air Temp: 27.1 °C Humidity: 36 % Track Status: SECA

Race Director:

Ramiro BRITO

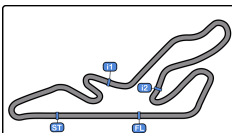
DCI PT23/2438

Timekeeper:

David García

JOB-1606-ESP/M





Circuito de Madrid Jarama - RACE  
 Supercars (CPV)  
 CARRERA 2  
 Resultados Provisionales por Categoría



Circuito de Madrid Jarama-RACE 3.850 m.

TCR																		
Cls	Nº	Entrant/Team	Nat	Driver 1	Nat	Driver 2	Nat	Vehicle	Cat	Cl	Laps	Total Time	Gap	Interval	Km/h	Best	Time	Km/h
59		Daniel Teixeira		Daniel Teixeira				Cupra TCR	TCR	1	1	1:54.328			121.2	1	1:54.328	121.2
580		Manuel Sousa		Manuel Sousa		Luis Silva		Cupra TCR	TCR	2								

Fastest lap Carlos Pires - Abreu in 1:39.093 at 139.8 Km/h in lap 3

Published at:.....

Track Temp: 29.1 °C Air Temp: 27.1 °C Humidity: 36 % Track Status: SECA

Race Director:

Ramiro BRITO

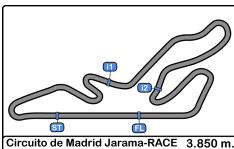
DCI PT23/2438

Timekeeper:

David García

JOB-1606-ESP/M





# Circuito de Madrid Jarama - RACE

## Supercars (CPV)

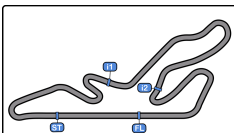
### CARRERA 2

#### Clasificación Provisional por Vuelta Rápida de Piloto



Clas	Nº	Entrant/Team	Nat	Vehicle	Driver	Nat	Status	Cat	Clas	Laps	Best	Time	Gap	Interval	Km/h
1	5	José Carlos Pires	ESP	BMW M4 GT4	Francisco Abreu	ESP	PRT	GT4 Pr	1	14	3	1:39.093			139.8
2	115	NM Racina Team	ESP	Mercedes AMG GT4	Nil Montserrat Simó	ESP	PRT	GT4 Br	1	17	4	1:39.163	0.070	0.070	139.7
3	55	Lema Racina	SVK	Mercedes AMG GT4	Elias Niskanen	FIN	PRT	GT4 Pr	2	17	3	1:39.317	0.224	0.154	139.5
4	12	SMC Motorsport	ESP	McLaren 570S GT4	Alejandro Geppert	ESP	PRT	GT4 Pr	3	16	4	1:39.328	0.235	0.011	139.5
5	18	Racar Motorsport	ESP	Mercedes AMG GT4	Carlos Vieira	ESP	PRT	GT4 Pr	4	13	4	1:40.384	1.291	1.056	138.0
6	116	NM Racina Team	ESP	Mercedes AMG GT4	Guillermo Aso Ariol	ESP	PRT	GT4 Pr	5	26	2	1:40.505	1.412	0.121	137.9
7	5	José Carlos Pires	ESP	BMW M4 GT4	José Carlos Pires	ESP	PRT	GT4 Pr	6	12	6	1:40.527	1.434	0.022	137.8
8	8	Veloso Motorsport	ESP	Audi R8 LMS GT4	Patrick Cunha	ESP	PRT	GT4 Br	2	16	8	1:40.689	1.596	0.162	137.6
9	18	Racar Motorsport	ESP	Mercedes AMG GT4	Manuel Gião	ESP	PRT	GT4 Pr	7	13	6	1:40.734	1.641	0.045	137.5
10	16	Orlando Batina	ESP	BMW M4 GT4	Orlando Batina	ESP	PRT	GT4 Pr	8	14	4	1:40.927	1.834	0.193	137.3
11	29	SMC Motorsport	ESP	McLaren 570S GT4	Alfonso Colomina	ESP	PRT	GT4 Br	3	26	12	1:40.955	1.862	0.028	137.2
12	38	Lema Racina	SVK	Mercedes AMG GT4	Paulo Macedo	ESP	PRT	GT4 Br	4	14	5	1:41.390	2.297	0.435	136.6
13	37	Fábio Mota	SVK	Ginetta G55 GT4	Fábio Mota	ESP	PRT	GT4 Pr	9	13	5	1:41.609	2.516	0.219	136.4
14	55	Lema Racina	SVK	Mercedes AMG GT4	Nuno Pires	ESP	PRT	GT4 Pr	10	9	3	1:42.456	3.363	0.847	135.2
15	37	Fábio Mota	SVK	Ginetta G55 GT4	Bruno Pires	ESP	PRT	GT4 Pr	11	10	3	1:42.783	3.690	0.327	134.8
16	69	Marcus Fothergill	GBR	Porsche 991 Cup	Marcus Fothergill	GBR	R	Cup	1	15	9	1:43.522	4.429	0.739	133.8
17	8	Veloso Motorsport	ESP	Audi R8 LMS GT4	Jorae Rodrigues	ESP	PRT	GT4 Br	5	10	2	1:43.533	4.440	0.011	133.8
18	38	Lema Racina	SVK	Mercedes AMG GT4	Luis Calheiros	ESP	PRT	GT4 Br	6	12	5	1:43.610	4.517	0.077	133.7
19	115	NM Racina Team	ESP	Mercedes AMG GT4	Alberto de Martín Muñoz	ESP	PRT	GT4 Br	7	9	4	1:43.710	4.617	0.100	133.6
20	12	SMC Motorsport	ESP	McLaren 570S GT4	Andrius Zemaitis	LTU	PRT	GT4 Pr	12	10	7	1:44.455	5.362	0.745	132.6
21	16	Orlando Batina	ESP	BMW M4 GT4	Sergio Azevedo	ESP	PRT	GT4 Pr	13	12	5	1:44.842	5.749	0.387	132.1
22	007	Araujo Competição	ESP	Aston Martin Vantaae GT4	Alvaro Ramos	ESP	PRT	GTX	1	12	5	1:45.230	6.137	0.388	131.7
23	26	Tomás P.Abreu	GBR	Ginetta G50	Simon Moore	GBR	R	GTX	2	15	8	1:45.389	6.296	0.159	131.5
24	25	Steve Kirton	GBR	Ginetta G50	Jonathan Elsworth	GBR	R	GTX	3	14	8	1:45.678	6.585	0.289	131.1
25	007	Araujo Competição	ESP	Aston Martin Vantaae GT4	Fernando Soares	ESP	PRT	GTX	4	13	9	1:46.460	7.367	0.782	130.1
26	9	João Vieira	ESP	Porsche 911 Cup	João Vieira	ESP	PRT	Cup	2	13	6	1:47.028	7.935	0.568	129.4
27	58	André Nabais	ESP	Porsche Cayman GT4	André Nabais	ESP	PRT	GTX	5	11	4	1:48.563	9.470	1.535	127.6
28	40	RACE	ESP	BMW M240i Racina	Borja Hormigos	ESP	PRT	TC	1	15	8	1:48.778	9.685	0.215	127.4
29	69	Marcus Fothergill	GBR	Porsche 991 Cup	David Bennett	GBR	R	Cup	3	10	9	1:48.859	9.766	0.081	127.3
30	58	André Nabais	ESP	Porsche Cayman GT4	Miguel Nabais	ESP	PRT	GTX	6	12	10	1:49.183	10.090	0.324	126.9
31	26	Tomás P.Abreu	GBR	Ginetta G50	Tomás P. Abreu	GBR	R	GTX	7	10	6	1:50.299	11.206	1.116	125.6
32	25	Steve Kirton	GBR	Ginetta G50	Steve Kirton	GBR	R	GTX	8	11	5	1:50.573	11.480	0.274	125.3
33	40	RACE	ESP	BMW M240i Racina	Héctor Hernández	ESP	PRT	TC	2	9	2	1:51.157	12.064	0.584	124.6
34	59	Daniel Teixeira	ESP	Cupra TCR	Daniel Teixeira	ESP	PRT	TCR	1	1	1	1:54.328	15.235	3.171	121.2
35	103	ADELINO FERREIRA CARMEL	ESP	Ginetta G40	Duarte Camelo	ESP	PRT	TC	3	11	11	1:56.688	17.595	2.360	118.7
36	101	Lourenco Monteiro	ESP	Ginetta G40	Lourenco Monteiro	ESP	PRT	TC	4	11	4	1:58.270	19.177	1.582	117.1
37	101	Lourenco Monteiro	ESP	Ginetta G40	Duarte Pinto Coelho	ESP	PRT	TC	5	11	8	1:59.732	20.639	1.462	115.7
38	103	ADELINO FERREIRA CARMEL	ESP	Ginetta G40	Mariana Machado	ESP	PRT	TC	6	11	3	2:04.251	25.158	4.519	111.5





# Circuito de Madrid Jarama - RACE

## Supercars (CPV)

### CARRERA 2

#### Distancia y Velocidad Media

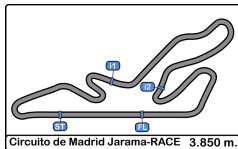
Circuito de Madrid Jarama-RACE 3.850 m.



Cls	Nº	Entrant/Team	Nat	Driver 1	Nat	Driver 2	Nat	Vehicle	Cat	Cls	Laps	Distance	Total Time	Km/h
1	5	José Carlos Pires		José Carlos Pires		<b>Francisco Abreu</b>		BMW M4 GT4	GT4 Pro	1	26	<b>100.10</b>	<b>45:56.854</b>	130.7
2	55	Lema Racing		Nuno Pires		<b>Elias Niskanen</b>		Mercedes AMG GT4	GT4 Pro	2	26	<b>100.10</b>	<b>46:02.281</b>	130.4
3	12	SMC Motorsport		Andrius Zemaitis		<b>Alejandro Geppert</b>		McLaren 570S GT4	GT4 Pro	3	26	<b>100.10</b>	<b>46:23.126</b>	129.4
4	115	NM Racing Team		Alberto de Martín Muñoz		<b>Nil Montserrat Simó</b>		Mercedes AMG GT4	GT4 Bro	1	26	<b>100.10</b>	<b>46:30.289</b>	129.1
5	116	NM Racing Team		Guillermo Aso Arjol				Mercedes AMG GT4	GT4 Pro	4	26	<b>100.10</b>	<b>46:31.224</b>	129.1
6	29	SMC Motorsport		Alfonso Colomina				McLaren 570S GT4	GT4 Bro	2	26	<b>100.10</b>	<b>46:35.025</b>	128.9
7	8	Veloso Motorsport		Jorge Rodrigues		<b>Patrick Cunha</b>		Audi R8 LMS GT4	GT4 Bro	3	26	<b>100.10</b>	<b>47:04.611</b>	127.5
8	38	Lema Racing		Luis Calheiros		<b>Paulo Macedo</b>		Mercedes AMG GT4	GT4 Bro	4	26	<b>100.10</b>	<b>47:04.999</b>	127.5
9	18	Racar Motorsport		Manuel Gião		<b>Carlos Vieira</b>		Mercedes AMG GT4	GT4 Pro	5	26	<b>100.10</b>	<b>47:24.036</b>	126.7
10	16	Orlando Batina		Sergio Azevedo		<b>Orlando Batina</b>		BMW M4 GT4	GT4 Pro	6	26	<b>100.10</b>	<b>47:28.696</b>	126.4
11	007	Araujo Competição		Fernando Soares		<b>Alvaro Ramos</b>		Aston Martin Vantage GT4	GTX	1	25	<b>96.25</b>	<b>47:03.437</b>	122.7
12	69	Marcus Fothergill		David Benett		<b>Marcus Fothergill</b>		Porsche 991 Cup	Cup	1	25	<b>96.25</b>	<b>47:28.661</b>	121.6
13	26	Tomás P. Abreu		Tomás P. Abreu		<b>Simon Moore</b>		Ginetta G50	GTX	2	25	<b>96.25</b>	<b>47:41.184</b>	121.1
14	25	Steve Kirton		Steve Kirton		<b>Jonathan Elsworth</b>		Ginetta G50	GTX	3	25	<b>96.25</b>	<b>47:41.834</b>	121.0
15	40	RACE		Héctor Hernández		<b>Borja Hormigos</b>		BMW M240i Racing	TC	1	24	<b>92.40</b>	<b>47:02.886</b>	117.8
16	58	André Nabais		Miguel Nabais		<b>André Nabais</b>		Porsche Cayman GT4	GTX	4	23	<b>88.55</b>	<b>45:25.391</b>	116.9
17	37	Fábio Mota		Bruno Pires		<b>Fábio Mota</b>		Ginetta G55 GT4	GT4 Pro	7	23	<b>88.55</b>	<b>46:52.354</b>	113.3
18	101	Lourenço Monteiro		Duarte Pinto Coelho		<b>Lourenço Monteiro</b>		Ginetta G40	TC	2	22	<b>84.70</b>	<b>46:48.021</b>	108.5
19	103	ADELINO FERREIRA CARMELO		Duarte Camelo		<b>Mariana Machado</b>		Ginetta G40	TC	3	22	<b>84.70</b>	<b>47:19.328</b>	107.3
20	9	João Vieira		João Vieira				Porsche 911 Cup	Cup	2	13	<b>50.05</b>	<b>24:50.344</b>	120.8
<b>Not classified: (Requirements: 50% of number laps of leader = 13 Laps)</b>														
59		Daniel Teixeira		Daniel Teixeira				Cupra TCR	TCR	1	1	<b>03.85</b>	<b>1:54.328</b>	121.2
580		Manuel Sousa		Manuel Sousa		<b>Luis Silva</b>		Cupra TCR	TCR	2				
102		ANIBAL MANUEL MARQUES DA CRUZ		Gabriel Caçoilo		<b>Henrique Cruz</b>		Ginetta G40	TC	4				







# Circuito de Madrid Jarama - RACI

## Supercars (CPV)

### CARRERA 2

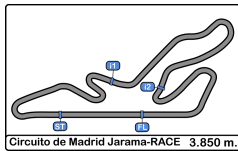
#### Tiempos Por Vuelta



5							8								
GT4 Pro							GT4 Bronze								
Francisco Abreu							Patrick Cunha								
Lap	D	Time	Sector 1	Sector 2	Sector 3	T. Spd	Elapsed	Lap	D	Time	Sector 1	Sector 2	Sector 3	T. Spd	Elapsed
1	2	1:43.860	42.907	33.023	27.930	203.3	1:43.860	1	2	1:53.297	48.053	35.910	29.334	213.8	1:53.297
2	2	1:39.496	38.309	33.007	28.180	242.1	3:23.356	2	2	1:53.479	50.719	33.676	29.084	238.9	3:46.776
3	2	1:39.093	38.358	32.690	28.045	243.2	5:02.449	3	2	1:43.980	40.188	34.471	29.321	198.1	5:30.756
4	2	1:39.163	38.355	32.868	27.940	241.6	6:41.612	4	2	1:42.180	39.617	34.091	28.472	230.2	7:12.936
5	2	1:39.226	38.337	32.635	28.254	242.6	8:20.838	5	2	1:41.380	39.179	33.674	28.527	232.7	8:54.316
6	2	1:39.358	38.336	32.832	28.190	243.2	10:00.196	6	2	1:40.702	39.085	33.208	28.409	231.7	10:35.018
7	2	1:39.362	38.585	32.727	28.050	243.7	11:39.558	7	2	1:40.806	39.161	33.157	28.488	233.7	12:15.824
8	2	1:39.535	38.525	32.857	28.153	244.3	13:19.093	8	2	1:40.689	38.870	33.385	28.434	234.2	13:56.513
9	2	1:39.873	38.575	33.016	28.282	243.2	14:58.966	9	2	1:40.716	38.957	33.134	28.625	234.2	15:37.229
10	2	1:40.873	38.772	33.166	28.935	242.1	16:39.839	10	2	1:41.816	39.920	33.225	28.671	235.2	17:19.045
11	2	1:40.345	38.594	33.476	28.275	242.6	18:20.184	11	2	1:40.929	39.019	33.168	28.742	233.2	18:59.974
12	2	1:40.642	38.927	33.158	28.557	243.2	20:00.826	12	2	1:40.963	39.113	33.244	28.606	233.2	20:40.937
13	2	1:41.555	39.343	33.440	28.772	242.1	21:42.381	13	2	1:40.915	39.309	33.061	28.545	234.2	22:21.852
14	2	1:46.750 P	39.287	33.339	34.124	240.0	23:29.131	14	2	1:41.245	39.189	33.076	28.980	234.7	24:03.097
15	1	3:51.496	2:49.107	33.880	28.509	90.8	27:20.627	15	2	1:42.244	40.150	33.339	28.755	228.3	25:45.341
16	1	1:41.496	39.266	33.648	28.582	241.0	29:02.123	16	2	1:49.149 P	39.474	33.558	36.117	232.7	27:34.490
17	1	1:40.641	39.070	33.073	28.498	240.0	30:42.764	17	1	3:43.908	2:39.974	34.810	29.124	115.7	31:18.398
18	1	1:41.254	39.161	33.586	28.507	242.6	32:24.018	18	1	1:43.533	40.080	34.471	28.982	228.3	33:01.931
19	1	1:41.883	39.194	33.678	29.011	242.6	34:05.901	19	1	1:45.441	39.981	34.664	30.796	228.8	34:47.372
20	1	1:40.527	39.195	32.940	28.392	240.0	35:46.428	20	1	1:45.261	40.686	34.613	29.962	225.9	36:32.633
21	1	1:42.172	39.239	33.869	29.064	240.5	37:28.600	21	1	1:46.671	40.820	35.856	29.995	229.2	38:19.304
22	1	1:40.981	39.253	33.062	28.666	241.0	39:09.581	22	1	1:46.736	41.092	35.820	29.824	228.8	40:06.040
23	1	1:41.671	39.545	33.352	28.774	237.3	40:51.252	23	1	1:44.056	40.333	34.341	29.382	227.8	41:50.096
24	1	1:41.704	39.516	33.385	28.803	240.0	42:32.956	24	1	1:45.071	40.565	35.090	29.416	228.3	43:35.167
25	1	1:41.770	39.425	33.603	28.742	240.5	44:14.726	25	1	1:44.939	40.255	34.652	30.032	228.8	45:20.106
26	1	1:42.128	39.570	33.507	29.051	240.5	45:56.854	26	1	1:44.505	40.581	34.475	29.449	229.2	47:04.611

9							
Cup							
Lap	D	Time	Sector 1	Sector 2	Sector 3	T. Spd	Elapsed
1		1:58.646	50.596	37.376	30.674	181.5	1:58.646
2		1:47.887	41.700	35.852	30.335	197.4	3:46.533
3		1:48.383	41.736	35.876	30.771	200.7	5:34.916
4		1:47.294	41.245	35.669	30.380	219.5	7:22.210
5		1:47.463	41.223	35.544	30.696	213.8	9:09.673
6		1:47.028	41.264	35.669	30.095	216.8	10:56.701
7		1:47.238	41.963	35.396	29.879	221.3	12:43.939
8		1:47.816	42.102	35.536	30.178	206.5	14:31.755
9		2:03.556	57.073	36.105	30.378	225.4	16:35.311
10		1:51.493	42.666	37.158	31.669	211.7	18:26.804
11		1:49.938	42.788	36.447	30.703	201.4	20:16.742
12		1:49.359	41.911	36.544	30.904	205.3	22:06.101
13		2:44.243 P	1:16.934	41.337	45.972	205.7	24:50.344



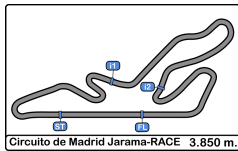


Circuito de Madrid Jarama - RACI  
Supercars (CPV)  
CARRERA 2  
Tiempos Por Vuelta



12							16								
Andrius Zemaitis							Sergio Azevedo								
GT4 Pro							GT4 Pro								
Alejandro Geppert							Orlando Batina								
SMC Motorsport							Orlando Batina								
Lap	D	Time	Sector 1	Sector 2	Sector 3	T. Spd	Elapsed	Lap	D	Time	Sector 1	Sector 2	Sector 3	T. Spd	Elapsed
1	2	1:44.601	43.329	33.139	28.133	205.3	1:44.601	1	2	1:48.737	46.098	33.853	28.786	197.8	1:48.737
2	2	1:39.339	38.530	32.619	28.190	245.4	3:23.940	2	2	1:41.082	39.060	33.336	28.686	234.7	3:29.819
3	2	1:39.371	38.484	32.722	28.165	245.4	5:03.311	3	2	1:41.088	39.206	33.273	28.609	236.3	5:10.907
4	2	1:39.328	38.365	32.668	28.295	246.5	6:42.639	4	2	1:40.927	39.000	33.323	28.604	239.4	6:51.834
5	2	1:39.400	38.568	32.485	28.347	244.3	8:22.039	5	2	1:41.480	39.273	33.285	28.922	237.8	8:33.314
6	2	1:39.403	38.409	32.882	28.112	243.7	10:01.442	6	2	1:41.814	39.639	33.370	28.805	232.7	10:15.128
7	2	1:39.423	38.302	32.840	28.281	242.6	11:40.865	7	2	1:41.954	39.274	33.691	28.989	237.8	11:57.082
8	2	1:39.612	38.686	32.716	28.210	243.7	13:20.477	8	2	1:42.263	39.612	33.740	28.911	237.8	13:39.345
9	2	1:39.741	38.630	32.807	28.304	242.6	15:00.218	9	2	1:42.584	39.898	33.600	29.086	236.3	15:21.929
10	2	1:40.962	38.783	33.205	28.974	243.7	16:41.180	10	2	1:42.372	39.784	33.598	28.990	235.8	17:04.301
11	2	1:40.969	38.814	33.621	28.534	241.6	18:22.149	11	2	1:42.820	39.447	34.345	29.028	237.3	18:47.121
12	2	1:41.011	38.922	33.262	28.827	242.1	20:03.160	12	2	1:42.410	39.916	33.380	29.114	232.7	20:29.531
13	2	1:40.970	39.246	33.107	28.617	243.7	21:44.130	13	2	1:42.790	39.870	33.758	29.162	234.7	22:12.321
14	2	1:40.541	39.016	32.974	28.551	242.1	23:24.671	14	2	1:48.485 P	40.406	33.742	34.337	234.7	24:00.806
15	2	1:40.281	38.927	33.005	28.349	241.6	25:04.952	15	1	3:48.694	2:42.582	36.340	29.772	118.2	27:49.500
16	2	1:46.059 P	39.173	33.032	33.854	243.2	26:51.011	16	1	1:46.116	41.350	35.098	29.668	222.2	29:35.616
17	1	3:43.320	2:38.779	34.705	29.836	111.3	30:34.331	17	1	1:49.021	43.087	35.456	30.478	219.9	31:24.637
18	1	1:45.002	40.222	35.226	29.554	216.8	32:19.333	18	1	1:44.977	40.799	34.749	29.429	225.0	33:09.614
19	1	1:46.468	41.865	35.369	29.234	226.8	34:05.801	19	1	1:44.842	40.551	34.925	29.366	237.8	34:54.456
20	1	1:44.873	40.580	34.802	29.491	200.3	35:50.674	20	1	1:46.332	40.722	34.892	30.718	233.2	36:40.788
21	1	1:44.905	40.434	35.081	29.390	218.1	37:35.579	21	1	1:46.568	41.211	35.375	29.982	228.8	38:27.356
22	1	1:46.043	40.914	35.053	30.076	211.3	39:21.622	22	1	1:47.126	40.513	36.125	30.488	233.7	40:14.482
23	1	1:44.455	40.121	34.973	29.361	231.7	41:06.077	23	1	1:50.219	42.110	36.762	31.347	216.4	42:04.701
24	1	1:45.728	39.928	35.898	29.902	235.2	42:51.805	24	1	1:46.953	41.328	35.575	30.050	229.2	43:51.654
25	1	1:46.016	40.434	36.070	29.512	220.4	44:37.821	25	1	1:46.468	40.995	35.647	29.826	226.8	45:38.122
26	1	1:45.305	40.589	35.099	29.617	212.1	46:23.126	26	1	1:50.574	42.304	37.066	31.204	222.6	47:28.696





# Circuito de Madrid Jarama - RACI

## Supercars (CPV)

### CARRERA 2

#### Tiempos Por Vuelta



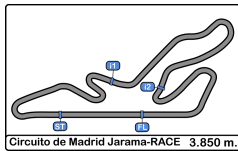
18							26								
Manuel Gião							Mercedes AMG GT4								
GT4 Pro							Tomás P. Abreu								
Carlos Vieira							Ginetta G50								
Racar Motorsport							Tomás P. Abreu								
GTX							Simon Moore								
Lap	D	Time	Sector 1	Sector 2	Sector 3	T. Spd	Elapsed	Lap	D	Time	Sector 1	Sector 2	Sector 3	T. Spd	Elapsed
1	2	1:47.107	44.902	33.619	28.586	206.5	1:47.107	1	2	1:58.039	49.859	37.553	30.627	186.2	1:58.039
2	2	1:40.677	38.975	33.129	28.573	238.4	3:27.784	2	2	1:46.549	41.253	35.211	30.085	213.0	3:44.588
3	2	1:40.541	39.339	32.959	28.243	241.0	5:08.325	3	2	1:46.785	41.565	35.185	30.035	209.7	5:31.373
4	2	1:40.384	38.838	33.111	28.435	236.8	6:48.709	4	2	1:46.356	41.064	35.344	29.948	215.5	7:17.729
5	2	1:40.456	38.959	32.928	28.569	237.3	8:29.165	5	2	1:45.679	40.866	34.827	29.986	217.3	9:03.408
6	2	1:41.349	39.560	33.025	28.764	231.7	10:10.514	6	2	1:45.862	41.206	34.783	29.873	219.5	10:49.270
7	2	1:41.459	39.364	33.489	28.606	237.3	11:51.973	7	2	1:46.267	40.864	34.908	30.495	219.9	12:35.537
8	2	1:41.651	39.341	33.349	28.961	237.3	13:33.624	8	2	1:45.389	40.850	34.877	29.662	219.5	14:20.926
9	2	1:42.767	39.396	34.483	28.888	233.2	15:16.391	9	2	1:46.106	40.948	34.982	30.176	219.0	16:07.032
10	2	1:41.908	39.513	33.519	28.876	234.7	16:58.299	10	2	1:46.403	41.338	35.026	30.039	220.4	17:53.435
11	2	1:41.871	39.487	33.541	28.843	213.8	18:40.170	11	2	1:46.659	41.089	35.649	29.921	216.8	19:40.094
12	2	1:42.932	39.448	33.482	30.002	235.2	20:23.102	12	2	2:02.340	56.142	35.589	30.609	219.5	21:42.434
13	2	1:49.364 P	40.260	33.633	35.471	230.2	22:12.466	13	2	1:48.996	41.648	36.478	30.870	212.1	23:31.430
14	1	3:37.949	2:35.669	33.599	28.681	120.0	25:50.415	14	2	1:47.944	41.630	35.370	30.944	219.5	25:19.374
15	1	1:41.696	38.908	33.687	29.101	236.8	27:32.111	15	2	1:52.357 P	41.580	35.503	35.274	215.1	27:11.731
16	1	1:41.546	39.717	33.150	28.679	227.3	29:13.657	16	1	3:48.767	2:39.451	37.829	31.487	111.6	31:00.498
17	1	1:42.470	39.069	34.175	29.226	235.8	30:56.127	17	1	1:50.506	43.127	36.564	30.815	200.7	32:51.004
18	1	1:40.914	39.166	33.223	28.525	231.2	32:37.041	18	1	1:50.860	42.954	37.161	30.745	213.0	34:41.864
19	1	1:40.734	39.012	33.107	28.615	236.8	34:17.775	19	1	1:51.448	42.601	36.833	32.014	213.0	36:33.312
20	1	1:40.751	39.081	33.059	28.611	237.3	35:58.526	20	1	1:50.846	44.054	36.132	30.660	206.8	38:24.158
21	1	1:42.271	39.242	33.639	29.390	238.4	37:40.797	21	1	1:50.299	42.584	36.661	31.054	211.3	40:14.457
22	1	1:43.875	39.905	34.680	29.290	230.2	39:24.672	22	1	1:50.925	42.802	36.533	31.590	213.0	42:05.382
23	1	1:44.817	40.670	34.385	29.762	230.7	41:09.489	23	1	1:50.322	43.119	36.380	30.823	208.0	43:55.704
24	1	1:44.620	40.235	34.993	29.392	224.0	42:54.109	24	1	1:51.374	43.430	36.682	31.262	207.2	45:47.078
25	1	1:52.978	46.577	35.645	30.756	228.8	44:47.087	25	1	1:54.106	45.027	37.425	31.654	203.7	47:41.184
26	1	2:36.949	41.947	35.716	1:19.286	209.7	47:24.036								

25							29								
Steve Kirton							Alfonso Colomina								
Ginetta G50							McLaren 570S GT4								
GTX							GT4 Bronze								
Jonathan Elsworth							SMC Motorsport								
Steve Kirton															
Lap	D	Time	Sector 1	Sector 2	Sector 3	T. Spd	Elapsed	Lap	D	Time	Sector 1	Sector 2	Sector 3	T. Spd	Elapsed
1	2	1:57.667	49.225	37.918	30.524	192.5	1:57.667	1		1:52.799	47.557	35.779	29.463	194.9	1:52.799
2	2	1:46.442	40.971	35.445	30.026	216.8	3:44.109	2		1:44.733	40.973	34.795	28.965	234.7	3:37.532
3	2	1:46.644	41.126	35.346	30.172	205.7	5:30.753	3		1:43.550	39.889	34.543	29.118	228.8	5:21.082
4	2	1:46.070	40.839	35.304	29.927	213.0	7:16.823	4		1:42.529	39.580	34.114	28.835	235.2	7:03.611
5	2	1:45.789	40.807	34.820	30.162	222.2	9:02.612	5		1:41.390	39.010	33.861	28.519	240.0	8:45.001
6	2	1:46.117	40.605	34.792	30.720	219.9	10:48.729	6		1:42.412	39.594	34.007	28.811	233.2	10:27.413
7	2	1:45.963	40.971	34.896	30.096	215.1	12:34.692	7		1:41.973	39.126	34.018	28.829	239.4	12:09.386
8	2	1:45.678	40.608	34.898	30.172	215.1	14:20.370	8		1:42.557	39.384	34.111	29.062	237.8	13:51.943
9	2	1:46.336	40.728	35.376	30.232	208.8	16:06.706	9		1:41.233	39.055	33.620	28.558	237.3	15:33.176
10	2	1:46.121	41.339	34.758	30.024	220.8	17:52.827	10		1:42.197	39.571	33.824	28.802	240.0	17:15.373
11	2	1:47.007	41.469	35.433	30.105	217.3	19:39.834	11		1:41.588	38.829	33.854	28.905	239.4	18:56.961
12	2	1:46.803	41.610	34.990	30.203	209.7	21:26.637	12		1:40.955	38.955	33.548	28.452	240.0	20:37.916
13	2	1:46.667	41.203	35.167	30.297	205.3	23:13.304	13		1:41.321	38.915	33.685	28.721	239.4	22:19.237
14	2	1:53.967 P	41.179	35.674	37.114	214.2	25:07.271	14		1:48.806 P	39.673	34.096	35.037	232.2	24:08.043
15	1	3:57.616	2:47.862	38.409	31.345	107.7	29:04.887	15		3:39.674	2:36.380	34.470	28.824	115.1	27:47.717
16	1	1:51.032	42.863	36.976	31.193	208.8	30:55.919	16		1:41.557	38.796	33.803	28.958	237.8	29:29.274
17	1	1:51.994	43.338	37.133	31.523	175.3	32:47.913	17		1:42.221	39.232	33.733	29.256	238.9	31:11.495
18	1	1:51.539	42.950	37.153	31.436	203.0	34:39.452	18		1:41.625	39.288	33.704	28.633	237.8	32:53.120
19	1	1:50.573	43.230	36.365	30.978	194.9	36:30.025	19		1:43.615	39.332	34.825	29.458	239.4	34:36.735
20	1	1:51.603	42.817	37.129	31.657	194.2	38:21.628	20		1:42.264	39.606	33.685	28.973	235.2	36:18.999
21	1	1:51.335	43.181	36.755	31.399	197.4	40:12.963	21		1:41.877	39.372	33.885	28.620	238.9	38:00.876
22	1	1:51.745	42.959	37.012	31.774	196.0	42:04.708	22		1:41.563	38.933	34.037	28.593	240.5	39:42.439
23	1	1:52.933	43.950	38.015	30.968	191.8	43:57.641	23		1:41.350	38.956	33.684	28.710	240.5	41:23.789
24	1	1:50.764	42.823	36.879	31.062	198.5	45:48.405	24		1:43.423	39.088	34.738	29.597	240.0	43:07.212
25	1	1:53.429	43.705	38.450	31.274	204.9	47:41.834	25		1:44.198	40.794	34.483	28.921	198.5	44:51.410
								26		1:43.615	39.465	34.372	29.778	229.2	46:35.025









Circuito de Madrid Jarama - RACI  
Supercars (CPV)  
CARRERA 2  
Tiempos Por Vuelta



58

Miguel Nabais

Porsche Cayman GT4

69

David Benett

Porsche 991 Cup

GTX

André Nabais

André Nabais

Cup

Marcus Fothergill

Marcus Fothergill

Lap	D	Time	Sector 1	Sector 2	Sector 3	T. Spd	Elapsed	Lap	D	Time	Sector 1	Sector 2	Sector 3	T. Spd	Elapsed
1	2	2:03.769	52.615	39.039	32.115	171.1	2:03.769	1	2	1:55.756	48.963	37.053	29.740	176.1	1:55.756
2	2	1:51.032	43.059	36.838	31.135	225.4	3:54.801	2	2	1:45.735	40.928	35.238	29.569	208.4	3:41.491
3	2	1:49.468	41.806	36.466	31.196	227.8	5:44.269	3	2	1:45.686	41.129	35.122	29.435	207.6	5:27.177
4	2	1:48.563	41.657	36.264	30.642	226.4	7:32.832	4	2	1:44.608	40.429	34.809	29.370	213.0	7:11.785
5	2	1:49.146	41.999	36.112	31.035	227.8	9:21.978	5	2	1:44.948	40.133	35.569	29.246	220.4	8:56.733
6	2	1:48.802	42.013	35.973	30.816	226.4	11:10.780	6	2	1:44.215	40.160	34.667	29.388	217.3	10:40.948
7	2	1:49.020	42.238	36.014	30.768	224.0	12:59.800	7	2	1:44.313	40.115	35.106	29.092	218.1	12:25.261
8	2	1:49.205	42.174	36.095	30.936	227.8	14:49.005	8	2	1:43.715	39.927	34.274	29.514	223.6	14:08.976
9	2	1:52.317	44.239	36.318	31.760	185.2	16:41.322	9	2	1:43.522	40.447	34.089	28.986	212.1	15:52.498
10	2	1:51.688	44.029	36.473	31.186	220.8	18:33.010	10	2	1:43.646	40.181	34.226	29.239	226.4	17:36.144
11	2	1:57.850 P	42.334	36.228	39.288	226.4	20:30.860	11	2	1:44.246	40.530	34.476	29.240	216.0	19:20.390
12	1	3:54.302	2:45.010	38.265	31.027	111.4	24:25.162	12	2	1:44.478	40.381	34.768	29.329	215.5	21:04.868
13	1	1:51.640	42.804	37.587	31.249	220.8	26:16.802	13	2	1:43.815	40.444	34.078	29.293	222.6	22:48.683
14	1	1:51.119	42.329	37.559	31.231	224.5	28:07.921	14	2	1:44.272	40.114	34.741	29.417	225.9	24:32.955
15	1	1:51.740	42.862	37.641	31.237	222.2	29:59.661	15	2	1:51.988 P	40.430	35.404	36.154	222.2	26:24.943
16	1	1:50.800	43.008	36.823	30.969	216.0	31:50.461	16	1	4:03.761	2:55.486	37.358	30.917	95.6	30:28.704
17	1	1:51.116	42.559	37.182	31.375	222.6	33:41.577	17	1	1:49.267	42.372	36.014	30.881	214.7	32:17.971
18	1	1:50.119	42.374	36.469	31.276	218.6	35:31.696	18	1	2:00.316 P	44.086	37.582	38.648	198.5	34:18.287
19	1	1:49.453	43.089	35.837	30.527	214.7	37:21.149	19	1	2:09.729	1:01.483	36.940	31.306	105.4	36:28.016
20	1	1:51.564	42.421	36.532	32.611	225.9	39:12.713	20	1	1:49.783	42.500	36.432	30.851	230.2	38:17.799
21	1	1:49.183	42.267	36.036	30.880	223.6	41:01.896	21	1	1:50.715	41.858	36.382	32.475	228.8	40:08.514
22	1	1:51.371	42.734	36.604	32.033	211.3	42:53.267	22	1	1:49.907	42.755	36.379	30.773	219.0	41:58.421
23	1	2:32.124 P	57.911	47.257	46.956	223.6	45:25.391	23	1	1:49.467	42.458	36.096	30.913	221.7	43:47.888
								24	1	1:48.859	41.890	36.366	30.603	224.0	45:36.747
								25	1	1:51.914	43.320	36.951	31.643	213.8	47:28.661

59

Daniel Teixeira

Cupra TCR

TCR

Daniel Teixeira

Lap	D	Time	Sector 1	Sector 2	Sector 3	T. Spd	Elapsed
1		1:54.328	48.017	36.690	29.621	196.0	1:54.328

101

Duarte Pinto Coelho

Ginetta G40

TC

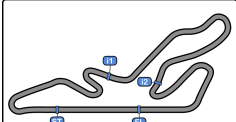
Lourenço Monteiro

Lourenço Monteiro

Lap	D	Time	Sector 1	Sector 2	Sector 3	T. Spd	Elapsed
1	2	2:05.286	51.750	39.352	34.184	169.2	2:05.286
2	2	1:58.683	45.603	39.938	33.142	184.6	4:03.969
3	2	1:58.727	45.103	40.175	33.449	188.1	6:02.696
4	2	1:58.270	44.931	40.052	33.287	187.1	8:00.966
5	2	1:59.279	45.492	40.341	33.446	175.6	10:00.245
6	2	2:03.037	47.376	41.837	33.824	185.8	12:03.282
7	2	2:03.132	48.696	40.930	33.506	164.1	14:06.414
8	2	2:00.381	45.776	40.887	33.718	185.5	16:06.795
9	2	2:00.701	46.206	40.510	33.985	180.3	18:07.496
10	2	2:00.781	46.130	40.613	34.038	180.0	20:08.277
11	2	2:06.128 P	46.296	40.121	39.711	187.5	22:14.405
12	1	4:14.484	2:58.056	42.168	34.260	100.8	26:28.889
13	1	2:03.982	46.909	41.941	35.132	180.9	28:32.871
14	1	2:02.044	46.765	41.488	33.791	180.6	30:34.915
15	1	2:02.239	46.393	41.687	34.159	186.2	32:37.154
16	1	2:01.993	46.107	41.303	34.583	184.9	34:39.147
17	1	2:03.019	47.019	41.974	34.026	183.9	36:42.166
18	1	2:00.830	46.278	40.861	33.691	183.9	38:42.996
19	1	1:59.732	45.575	40.514	33.643	187.1	40:42.728
20	1	2:00.390	45.949	41.100	33.341	185.2	42:43.118
21	1	2:01.191	45.645	41.377	34.169	186.8	44:44.309
22	1	2:03.712	46.827	41.460	35.425	187.1	46:48.021







Circuito de Madrid Jarama - RACI

Supercars (CPV)

CARRERA 2

Análisis



Circuito de Madrid Jarama-RACE 3.850 m.

Table with 3 columns: Num, Lap Time, Gap. Rows include Lap 1 and Lap 2 data for various drivers.

Table with 3 columns: Num, Lap Time, Gap. Rows include Lap 3 and Lap 4 data for various drivers.

Table with 3 columns: Num, Lap Time, Gap. Rows include Lap 5 and Lap 6 data for various drivers.

Table with 3 columns: Num, Lap Time, Gap. Rows include Lap 1 and Lap 2 data for various drivers.

Table with 3 columns: Num, Lap Time, Gap. Rows include Lap 3 and Lap 4 data for various drivers.

Table with 3 columns: Num, Lap Time, Gap. Rows include Lap 5 and Lap 6 data for various drivers.

Table with 3 columns: Num, Lap Time, Gap. Rows include Lap 7 and Lap 8 data for various drivers.

Table with 3 columns: Num, Lap Time, Gap. Rows include Lap 9 and Lap 10 data for various drivers.

Table with 3 columns: Num, Lap Time, Gap. Rows include Lap 1 and Lap 2 data for various drivers.

Table with 3 columns: Num, Lap Time, Gap. Rows include Lap 3 and Lap 4 data for various drivers.

Table with 3 columns: Num, Lap Time, Gap. Rows include Lap 5 and Lap 6 data for various drivers.

Table with 3 columns: Num, Lap Time, Gap. Rows include Lap 7 and Lap 8 data for various drivers.

Table with 3 columns: Num, Lap Time, Gap. Rows include Lap 9 and Lap 10 data for various drivers.

Table with 3 columns: Num, Lap Time, Gap. Rows include Lap 1 and Lap 2 data for various drivers.

Table with 3 columns: Num, Lap Time, Gap. Rows include Lap 3 and Lap 4 data for various drivers.

Table with 3 columns: Num, Lap Time, Gap. Rows include Lap 5 and Lap 6 data for various drivers.

Table with 3 columns: Num, Lap Time, Gap. Rows include Lap 7 and Lap 8 data for various drivers.

Table with 3 columns: Num, Lap Time, Gap. Rows include Lap 9 and Lap 10 data for various drivers.

Table with 3 columns: Num, Lap Time, Gap. Rows include Lap 1 and Lap 2 data for various drivers.

Table with 3 columns: Num, Lap Time, Gap. Rows include Lap 3 and Lap 4 data for various drivers.

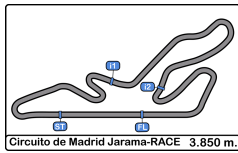
Table with 3 columns: Num, Lap Time, Gap. Rows include Lap 5 and Lap 6 data for various drivers.

Table with 3 columns: Num, Lap Time, Gap. Rows include Lap 7 and Lap 8 data for various drivers.

Table with 3 columns: Num, Lap Time, Gap. Rows include Lap 9 and Lap 10 data for various drivers.







# Circuito de Madrid Jarama - RACI

## Supercars (CPV)

### CARRERA 2

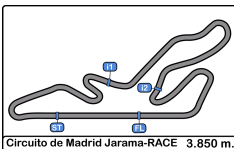


#### Análisis

Num	Lap Time	Gap	Num	Lap Time	Gap	Num	Lap Time	Gap	Num	Lap Time	Gap	Num	Lap Time	Gap
115	1:41.008	04.727	16	1:46.116	1 Lap	8	1:45.441	44.066	007	1:46.460	1 Lap	116	1:42.775	34.608
26	1:48.996	1 Lap	37	1:42.783	1 Lap	38	1:43.610	48.201	8	1:46.736	56.459	29	1:44.198	36.684
16	1:48.485	36.135	38	1:45.345	1 Lap	16	1:44.842	51.150	38	1:44.881	57.032	37	1:43.746	3 Laps
116	1:43.543	38.410	58	1:51.740	2 Laps	58	1:50.119	1 Lap	69	1:50.715	1 Lap	40	1:55.218	2 Laps
8	1:41.245	38.426	69	4:03.761	1 Lap	103	1:58.499	3 Laps	25	1:51.335	1 Lap	007	1:48.175	1 Lap
40	1:52.238	1 Lap	12	3:43.320	1:59.590	40	1:51.856	1 Lap	26	1:50.299	1 Lap	8	1:44.939	1:05.380
29	1:48.806	43.372	101	2:02.044	3 Laps	<b>Num Lap Time Gap</b>			16	1:47.126	1:04.901	38	1:44.699	1:05.680
38	1:50.758	52.851	5	1:40.641	2:08.023	<b>Lap 20</b>			101	1:59.732	3 Laps	103	1:58.986	4 Laps
58	3:54.302	2 Laps	25	1:51.032	1 Lap	55	1:42.456		<b>Num Lap Time Gap</b>			58	2:32.124	2 Laps
69	1:44.272	1:08.284	007	1:49.646	1 Lap	5	1:40.527	00.666	<b>Lap 23</b>			69	1:48.859	1 Lap
9	2:44.243	1 Lap	18	1:42.470	2:21.386	12	1:44.873	04.912	5	1:41.671		16	1:46.468	1:23.396
<b>Num Lap Time Gap</b>			26	3:48.767	1 Lap	115	1:44.417	10.407	55	1:42.773	02.745	26	1:51.374	1 Lap
<b>Lap 15</b>			29	1:42.221	2:36.754	18	1:40.751	12.764	12	1:44.455	14.825	25	1:50.764	1 Lap
12	1:40.281		116	1:41.566	2:39.122	007	1:46.992	1 Lap	115	1:44.643	17.574	<b>Num Lap Time Gap</b>		
55	1:40.206	02.289	8	3:43.908	2:43.657	29	1:42.264	33.237	18	1:44.817	18.237	<b>Lap 26</b>		
25	1:53.967	1 Lap	37	1:43.220	2:44.369	116	1:41.851	34.272	40	1:55.512	2 Laps	5	1:42.128	
115	1:40.348	04.794	38	1:45.030	2:49.340	69	2:09.729	1 Lap	29	1:41.350	32.537	55	1:43.146	05.427
26	1:47.944	1 Lap	16	1:49.021	2:49.896	25	1:50.573	1 Lap	116	1:41.281	32.751	12	1:45.305	26.272
007	3:56.751	2 Laps	103	2:01.636	3 Laps	37	1:43.577	44.570	103	1:57.721	4 Laps	115	1:47.322	33.435
8	1:42.244	40.389	58	1:50.800	1 Lap	8	1:45.261	46.871	007	1:46.937	1 Lap	116	1:41.890	34.370
18	3:37.949	1 Lap	40	3:59.445	1 Lap	26	1:51.448	1 Lap	8	1:44.056	58.844	29	1:43.615	38.171
116	1:48.470	46.599	69	1:49.267	3:43.230	38	1:44.391	50.136	38	1:44.123	59.484	101	2:03.712	4 Laps
40	1:50.766	1 Lap	<b>Num Lap Time Gap</b>			16	1:46.332	55.026	69	1:49.907	1 Lap	37	1:43.192	3 Laps
37	3:44.001	1 Lap	<b>Lap 18</b>			101	2:03.019	3 Laps	25	1:51.745	1 Lap	40	1:53.468	2 Laps
58	1:51.640	2 Laps	12	1:45.002		58	1:49.453	1 Lap	26	1:50.925	1 Lap	007	1:47.971	1 Lap
69	1:51.988	1:19.991	55	3:44.910	00.318	<b>Num Lap Time Gap</b>			16	1:50.219	1:13.449	8	1:44.505	1:07.757
101	4:14.484	3 Laps	5	1:41.254	04.685	<b>Lap 21</b>			26	1:50.925	1 Lap	38	1:44.593	1:08.145
<b>Num Lap Time Gap</b>			115	3:50.267	07.865	5	1:42.172		<b>Num Lap Time Gap</b>			103	1:56.688	4 Laps
<b>Lap 16</b>			18	1:40.914	17.708	55	1:42.889	00.051	<b>Lap 24</b>			18	2:36.949	1:27.182
55	1:40.706		101	2:02.239	3 Laps	40	1:53.245	2 Laps	5	1:41.704		69	1:51.914	1 Lap
115	1:40.305	02.104	007	1:47.094	1 Lap	103	1:59.587	4 Laps	55	1:42.513	03.554	16	1:50.574	1:31.842
12	1:46.059	03.064	25	1:51.994	1 Lap	12	1:44.905	06.979	101	2:00.390	4 Laps	26	1:54.106	1 Lap
26	1:52.357	1 Lap	26	1:50.506	1 Lap	115	1:43.710	11.279	12	1:45.728	18.849	25	1:53.429	1 Lap
007	1:48.072	2 Laps	29	1:41.625	33.787	18	1:42.271	12.197	58	1:51.371	2 Laps			
5	3:51.496	1 Lap	116	1:41.276	35.806	29	1:41.877	32.276	18	1:44.620	21.153			
103	4:08.815	4 Laps	8	1:43.533	42.598	116	1:41.317	32.751	115	1:45.876	21.746			
18	1:41.696	1 Lap	37	1:43.427	43.204	007	1:49.300	1 Lap	116	1:42.556	33.603			
8	1:49.149	46.543	38	1:43.816	48.564	69	1:49.783	1 Lap	29	1:43.423	34.256			
29	3:39.674	1 Lap	16	1:44.977	50.281	8	1:46.671	50.704	40	1:56.001	2 Laps			
16	3:48.694	1 Lap	103	1:59.574	3 Laps	25	1:51.603	1 Lap	103	1:56.943	4 Laps			
40	1:57.646	1 Lap	58	1:51.116	1 Lap	38	1:45.834	53.132	37	6:55.084	3 Laps			
37	1:44.214	1 Lap	40	1:51.157	1 Lap	26	1:50.846	1 Lap	007	1:46.612	1 Lap			
38	3:36.184	1 Lap	<b>Num Lap Time Gap</b>			16	1:46.568	58.756	8	1:45.071	1:02.211			
58	1:51.119	2 Laps	<b>Lap 19</b>			101	2:00.830	3 Laps	38	1:44.971	1:02.751			
101	2:03.982	3 Laps	55	1:43.655		<b>Num Lap Time Gap</b>			69	1:49.467	1 Lap			
<b>Num Lap Time Gap</b>			12	1:46.468	02.495	<b>Lap 22</b>			16	1:46.953	1:18.698			
<b>Lap 17</b>			5	1:41.883	02.595	5	1:40.981		26	1:50.322	1 Lap			
55	1:46.794		115	1:44.554	08.446	55	1:42.573	01.643	25	1:52.933	1 Lap			
115	1:46.880	02.190	18	1:40.734	14.469	58	1:51.564	2 Laps	<b>Num Lap Time Gap</b>					
5	1:41.496	1 Lap	69	2:00.316	1 Lap	12	1:46.043	12.041	<b>Lap 25</b>					
25	3:57.616	2 Laps	007	1:47.961	1 Lap	40	1:54.025	2 Laps	5	1:41.770				
007	1:47.650	2 Laps	29	1:43.615	33.429	115	1:44.304	14.602	55	1:42.625	04.409			
18	1:41.546	1 Lap	116	1:43.044	34.877	18	1:43.875	15.091	12	1:46.016	23.095			
29	1:41.557	1 Lap	101	2:01.993	3 Laps	103	1:57.610	4 Laps	115	1:48.265	28.241			
103	2:03.155	4 Laps	25	1:51.539	1 Lap	29	1:41.563	32.858	101	2:01.191	4 Laps			
116	3:40.746	1 Lap	26	1:50.860	1 Lap	116	1:41.371	33.141	18	1:52.978	32.361			
			37	1:44.218	43.449									







# Circuito de Madrid Jarama - RACE

Supercars (CPV)

CARRERA 2

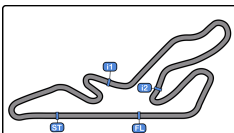
Mejores Sectores



Circuito de Madrid Jarama-RACE 3.850 m.

Sector - 1			Sector - 2			Sector - 3			Ideal Lap vs Best Lap		
Clas	Nº Driver	Time	Nº Driver	Time	Nº Driver	Time	Clas	Nº Driver	Ideal Lap	Best Lap	Clas
1	12 Zemaitis - Geppert	38.302	12 Zemaitis - Geppert	32.485	5 Carlos Pires - Abreu	27.930	1	5 Carlos Pires - Abreu	1:38.874	1:39.093	1
2	5 Carlos Pires - Abreu	38.309	55 Pires - Niskanen	32.618	115 de Martín Muñoz - Montserrat Simó	27.943	2	12 Zemaitis - Geppert	1:38.899	1:39.328	4
3	115 de Martín Muñoz - Montserrat Simó	38.417	5 Carlos Pires - Abreu	32.635	55 Pires - Niskanen	28.064	3	115 de Martín Muñoz - Montserrat Simó	1:39.083	1:39.163	2
4	55 Pires - Niskanen	38.526	115 de Martín Muñoz - Montserrat Simó	32.723	12 Zemaitis - Geppert	28.112	4	55 Pires - Niskanen	1:39.208	1:39.317	3
5	29 Alfonso Colomina	38.796	18 Gião - Vieira	32.928	116 Guillermo Aso Arjol	28.241	5	18 Gião - Vieira	1:40.009	1:40.384	5
6	116 Guillermo Aso Arjol	38.825	8 Rodrigues - Cunha	33.061	18 Gião - Vieira	28.243	6	116 Guillermo Aso Arjol	1:40.205	1:40.505	6
7	18 Gião - Vieira	38.838	116 Guillermo Aso Arjol	33.139	8 Rodrigues - Cunha	28.409	7	8 Rodrigues - Cunha	1:40.340	1:40.689	7
8	8 Rodrigues - Cunha	38.870	16 Azevedo - Batina	33.273	29 Alfonso Colomina	28.452	8	29 Alfonso Colomina	1:40.796	1:40.955	9
9	38 Calheiros - Macedo	38.901	38 Calheiros - Macedo	33.426	16 Azevedo - Batina	28.604	9	16 Azevedo - Batina	1:40.877	1:40.927	8
10	16 Azevedo - Batina	39.000	29 Alfonso Colomina	33.548	37 Pires - Mota	28.672	10	38 Calheiros - Macedo	1:41.006	1:41.390	10
11	37 Pires - Mota	39.191	37 Pires - Mota	33.573	38 Calheiros - Macedo	28.679	11	37 Pires - Mota	1:41.436	1:41.609	11
12	69 Benett - Fothergill	39.927	69 Benett - Fothergill	34.078	69 Benett - Fothergill	28.986	12	69 Benett - Fothergill	1:42.991	1:43.522	12
13	007 Soares - Ramos	40.294	25 Kirton - Elsworth	34.758	59 Daniel Teixeira	29.621	13	007 Soares - Ramos	1:44.779	1:45.230	13
14	25 Kirton - Elsworth	40.605	26 P. Abreu - Moore	34.783	007 Soares - Ramos	29.624	14	25 Kirton - Elsworth	1:45.290	1:45.678	15
15	26 P. Abreu - Moore	40.850	007 Soares - Ramos	34.861	26 P. Abreu - Moore	29.662	15	26 P. Abreu - Moore	1:45.295	1:45.389	14
16	9 João Vieira	41.223	9 João Vieira	35.396	9 João Vieira	29.879	16	9 João Vieira	1:46.498	1:47.028	16
17	58 M.Nabais - A.Nabais	41.657	58 M.Nabais - A.Nabais	35.837	25 Kirton - Elsworth	29.927	17	58 M.Nabais - A.Nabais	1:48.021	1:48.563	17
18	40 Hernández - Hormigos	42.037	40 Hernández - Hormigos	35.942	58 M.Nabais - A.Nabais	30.527	18	40 Hernández - Hormigos	1:48.518	1:48.778	18
19	103 Camelo - Machado	44.521	59 Daniel Teixeira	36.690	40 Hernández - Hormigos	30.539	19	59 Daniel Teixeira	1:54.328	1:54.328	19
20	101 Pinto Coelho - Monteiro	44.931	101 Pinto Coelho - Monteiro	39.352	103 Camelo - Machado	32.392	20	103 Camelo - Machado	1:56.383	1:56.688	20
21	59 Daniel Teixeira	48.017	103 Camelo - Machado	39.470	101 Pinto Coelho - Monteiro	33.142	21	101 Pinto Coelho - Monteiro	1:57.425	1:58.270	21





# Circuito de Madrid Jarama - RACE

## Supercars (CPV)

### CARRERA 2

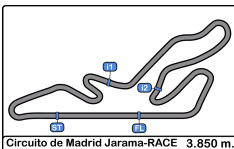
#### Secuencia Líder



Circuito de Madrid Jarama-RACE 3.850 m.

Nº	Entrant/Team	Nat	Driver 1	Nat	Driver 2	Nat	Vehicle	Cat	Start Lap	End Lap	Laps	Total Laps
5	José Carlos Pires		José Carlos Pires		<u>Francisco Abreu</u>		BMW M4 GT4	GT4 Pr	1	13	13	13
12	SMC Motorsport		Andrius Zemaitis		<u>Alejandro Geppert</u>		McLaren 570S GT4	GT4 Pr	14	15	2	2
55	Lema Racing		Nuno Pires		<u>Elias Niskanen</u>		Mercedes AMG GT4	GT4 Pr	16	17	2	2
12	SMC Motorsport		Andrius Zemaitis		<u>Alejandro Geppert</u>		McLaren 570S GT4	GT4 Pr	18	18	1	3
55	Lema Racing		Nuno Pires		<u>Elias Niskanen</u>		Mercedes AMG GT4	GT4 Pr	19	20	2	4
5	José Carlos Pires		José Carlos Pires		<u>Francisco Abreu</u>		BMW M4 GT4	GT4 Pr	21	26	6	19





# Circuito de Madrid Jarama - RACE

## Supercars (CPV)

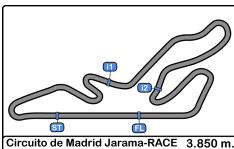
### CARRERA 2

#### 5 Mejores Tiempos



Cl	Nº	Entrant/Team	Nat	Driver 1	Nat	Driver 2	Nat	Vehicle	Cat	Cl	Best 1		Best 2		Best 3		Best 4		Best 5	
											Time	Lap	Time	Lap	Time	Lap	Time	Lap	Time	Lap
1	5	José Carlos Pires	ESP	José Carlos Pires	PRT	Francisco Abreu	ESP	BMW M4 GT4	GT4 Pro	1	1:39.093	3	1:39.163	4	1:39.226	5	1:39.358	6	1:39.362	7
2	115	NM Racing Team	ESP	Alberto de Martín Muñoz	ESP	Nil Montserrat Simó	ESP	Mercedes AMG GT4	GT4 Bro	1	1:39.163	4	1:39.561	6	1:39.730	3	1:39.781	7	1:39.829	5
3	55	Lema Racing	SVK	Nuno Pires	PRT	Elias Niskanen	FIN	Mercedes AMG GT4	GT4 Pro	2	1:39.317	3	1:39.392	4	1:39.591	6	1:39.621	7	1:39.729	5
4	12	SMC Motorsport	ESP	Andrius Zemaitis	LTU	Alejandro Geppert	ESP	McLaren 570S GT4	GT4 Pro	3	1:39.328	4	1:39.339	2	1:39.371	3	1:39.400	5	1:39.403	6
5	18	Racar Motorsport	PRT	Manuel Gião	PRT	Carlos Vieira	PRT	Mercedes AMG GT4	GT4 Pro	4	1:40.384	4	1:40.456	5	1:40.541	3	1:40.677	2	1:40.734	19
6	116	NM Racing Team	ESP	Guillermo Aso Arjol	ESP		FRA	Mercedes AMG GT4	GT4 Pro	5	1:40.505	2	1:40.746	11	1:40.927	10	1:40.998	12	1:41.077	9
7	8	Veloso Motorsport	PRT	Jorge Rodrigues	PRT	Patrick Cunha	PRT	Audi R8 LMS GT4	GT4 Bro	2	1:40.689	8	1:40.702	6	1:40.716	9	1:40.806	7	1:40.915	13
8	16	Orlando Batina	PRT	Sergio Azevedo	PRT	Orlando Batina	PRT	BMW M4 GT4	GT4 Pro	6	1:40.927	4	1:41.082	2	1:41.088	3	1:41.480	5	1:41.814	6
9	29	SMC Motorsport	ESP	Alfonso Colomina	ESP			McLaren 570S GT4	GT4 Bro	3	1:40.955	12	1:41.233	9	1:41.321	13	1:41.350	23	1:41.390	5
10	38	Lema Racing	SVK	Luis Calheiros	PRT	Paulo Macedo	PRT	Mercedes AMG GT4	GT4 Bro	4	1:41.390	5	1:41.594	12	1:41.705	9	1:41.825	11	1:42.347	7
11	37	Fábio Mota	PRT	Bruno Pires	PRT	Fábio Mota	PRT	Ginetta G55 GT4	GT4 Pro	7	1:41.609	5	1:41.811	10	1:41.876	4	1:41.966	8	1:42.010	9
12	69	Marcus Fothergill	GBR	David Benett	GBR	Marcus Fothergill	GBR	Porsche 991 Cup	Cup	1	1:43.522	9	1:43.646	10	1:43.715	8	1:43.815	13	1:44.215	6
13	007	Araujo Competição	PRT	Fernando Soares	PRT	Alvaro Ramos	PRT	Aston Martin Vantage GT4	GTX	1	1:45.230	5	1:45.677	6	1:45.969	8	1:46.109	4	1:46.203	11
14	26	Tomás P. Abreu	GBR	Tomás P. Abreu	PRT	Simon Moore	GBR	Ginetta G50	GTX	2	1:45.389	8	1:45.679	5	1:45.862	6	1:46.106	9	1:46.267	7
15	25	Steve Kirton	PRT	Steve Kirton	GBR	Jonathan Elsworth	GBR	Ginetta G50	GTX	3	1:45.678	8	1:45.789	5	1:45.963	7	1:46.070	4	1:46.117	6
16	9	João Vieira	PRT	João Vieira	PRT			Porsche 911 Cup	Cup	2	1:47.028	6	1:47.238	7	1:47.294	4	1:47.463	5	1:47.816	8
17	58	André Nabais	PRT	Miguel Nabais	PRT	André Nabais	PRT	Porsche Cayman GT4	GTX	4	1:48.563	4	1:48.802	6	1:49.020	7	1:49.146	5	1:49.183	21
18	40	RACE	ESP	Héctor Hernández	ESP	Borja Hormigos	ESP	BMW M240i Racing	TC	1	1:48.778	8	1:49.094	7	1:49.276	5	1:49.759	6	1:49.927	2
19	59	Daniel Teixeira	PRT	Daniel Teixeira	PRT			Cupra TCR	TCR	1	1:54.328	1								
20	103	ADELINO FERREIRA CAR	PRT	Duarte Camelo	PRT	Mariana Machado	PRT	Ginetta G40	TC	2	1:56.688	22	1:56.943	20	1:57.610	18	1:57.721	19	1:58.499	16
21	101	Lourenço Monteiro	PRT	Duarte Pinto Coelho	PRT	Lourenço Monteiro	PRT	Ginetta G40	TC	3	1:58.270	4	1:58.683	2	1:58.727	3	1:59.279	5	1:59.732	19





# Circuito de Madrid Jarama - RACE

## Supercars (CPV)

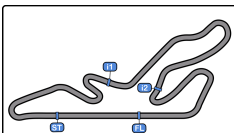
### CARRERA 2

#### 5 Mejores Velocidades



Cl	Nº	Entrant/Team	Nat	Driver 1	Nat	Driver 2	Nat	Vehicle	Cat	Cl	Top 1		Top 2		Top 3		Top 4		Top 5		Avg	
											Km/h	Lap	Km/h	Lap	Km/h	Lap	Km/h	Lap	Km/h	Lap		
1	12	SMC Motorsport	ESP	Andrius Zemaitis	LIT	Alejandro Geppert	ESP	McLaren 570S GT4	GT4 Pro	1	246.5	4	245.4	2	245.4	3	244.3	5	243.7	6	245.1	
2	5	José Carlos Pires	PRT	José Carlos Pires	PRT	Francisco Abreu	PRT	BMW M4 GT4	GT4 Pro	2	244.3	8	243.7	7	243.2	3	243.2	6	243.2	9	243.5	
3	18	Racar Motorsport	PRT	Manuel Gião	PRT	Carlos Vieira	PRT	Mercedes AMG GT4	GT4 Pro	3	241.0	3	238.4	2	238.4	21	237.3	5	237.3	7	238.5	
4	29	SMC Motorsport	ESP	Alfonso Colomina	ESP			McLaren 570S GT4	GT4 Bro	1	240.5	22	240.5	23	240.0	5	240.0	10	240.0	12	240.2	
5	16	Orlando Batina	PRT	Sergio Azevedo	PRT	Orlando Batina	PRT	BMW M4 GT4	GT4 Pro	4	239.4	4	237.8	5	237.8	7	237.8	8	237.8	19	238.2	
6	8	Veloso Motorsport	PRT	Jorge Rodrigues	PRT	Patrick Cunha	PRT	Audi R8 LMS GT4	GT4 Bro	2	238.9	2	235.2	10	234.7	14	234.2	8	234.2	9	235.5	
7	115	NM Racing Team	ESP	Alberto de Martín Muñoz	ESP	Nil Montserrat Simó	ESP	Mercedes AMG GT4	GT4 Bro	3	238.4	10	237.8	11	237.8	15	237.3	4	237.3	8	237.7	
8	116	NM Racing Team	ESP	Guillermo Aso Arjol	ESP			Mercedes AMG GT4	GT4 Pro	5	237.3	12	237.3	23	236.8	2	236.8	3	236.8	6	237.0	
9	38	Lema Racing	SVK	Luis Calheiros	PRT	Paulo Macedo	PRT	Mercedes AMG GT4	GT4 Bro	4	234.7	26	232.7	20	231.2	2	230.7	5	230.7	6	232.0	
10	007	Araújo Competição	PRT	Fernando Soares	PRT	Alvaro Ramos	PRT	Aston Martin Vantage GT4	GTX	1	234.2	5	233.2	7	231.7	10	229.7	11	228.8	6	231.5	
11	55	Lema Racing	SVK	Nuno Pires	PRT	Elias Niskanen	FIN	Mercedes AMG GT4	GT4 Pro	6	233.2	5	232.7	13	232.7	14	231.7	4	231.2	3	232.3	
12	69	Marcus Fothergill	GBR	David Benett	GBR	Marcus Fothergill	GBR	Porsche 991 Cup	Cup	1	230.2	20	228.8	21	226.4	10	225.9	14	224.0	24	227.1	
13	58	André Nabais	PRT	Miguel Nabais	PRT	André Nabais	PRT	Porsche Cayman GT4	GTX	2	227.8	3	227.8	5	227.8	8	226.4	4	226.4	6	227.2	
14	37	Fábio Mota	PRT	Bruno Pires	PRT	Fábio Mota	PRT	Ginetta G55 GT4	GT4 Pro	7	226.8	21	225.0	2	225.0	17	223.6	3	223.6	18	224.8	
15	9	João Vieira	PRT	João Vieira	PRT			Porsche 911 Cup	Cup	2	225.4	9	221.3	7	219.5	4	216.8	6	213.8	5	219.4	
16	25	Steve Kirton	GBR	Steve Kirton	GBR	Jonathan Elsworth	GBR	Ginetta G50	GTX	3	222.2	5	220.8	10	219.9	6	217.3	11	216.8	2	219.4	
17	26	Tomás P. Abreu	GBR	Tomás P. Abreu	PRT	Simon Moore	GBR	Ginetta G50	GTX	4	220.4	10	219.9	7	219.5	6	219.5	8	219.5	12	219.7	
18	40	RACE	ESP	Héctor Hernández	ESP	Borja Hormigos	ESP	BMW M240i Racing	TC	1	217.7	21	217.3	4	217.3	10	217.3	17	217.3	18	217.3	
19	59	Daniel Teixeira	PRT	Daniel Teixeira	PRT			Cupra TCR	TCR	1	199.2	2	196.0	1								197.6
20	103	ADELINO FERREIRA CAR	PRT	Duarte Camelo	PRT	Mariana Machado	PRT	Ginetta G40	TC	2	190.4	18	189.8	22	187.5	19	184.9	20	183.9	21	187.3	
21	101	Lourenço Monteiro	PRT	Duarte Pinto Coelho	PRT	Lourenço Monteiro	PRT	Ginetta G40	TC	3	188.1	3	187.5	11	187.1	4	187.1	19	187.1	22	187.4	





# Circuito de Madrid Jarama - RACE

## Supercars (CPV)

### CARRERA 2

#### Secuencia Vueltas Rápidas

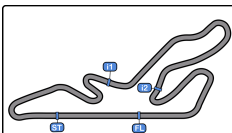
Circuito de Madrid Jarama-RACE 3.850 m.



Lap	Time of Day	Session Time	Nº Entrant/Team	Nat	Driver 1	Nat	Driver 2	Nat	Vehicle	Cat	Time	Km/h
2	15:47:27.122	3:23.122	5 José Carlos Pires		José Carlos Pires		<u>Francisco Abreu</u>		BMW M4 GT4	GT4 Pro	<b>1:39.496</b>	139.3
2	15:47:27.706	3:23.706	12 SMC Motorsport		Andrius Zemaitis		<u>Alejandro Geppert</u>		McLaren 570S GT4	GT4 Pro	<b>1:39.339</b>	139.5
3	15:49:06.215	5:02.215	5 José Carlos Pires		José Carlos Pires		<u>Francisco Abreu</u>		BMW M4 GT4	GT4 Pro	<b>1:39.093</b>	139.8







# Circuito de Madrid Jarama - RACE

## Supercars (CPV)

### CARRERA 2

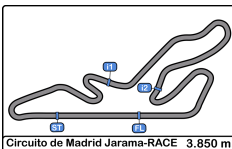
#### Mejor Máxima Velocidad del Evento

Circuito de Madrid Jarama-RACE 3.850 m.



Nº	Entrant/Team	Nat	Driver 1	Nat	Driver 2	Nat	Vehicle	Cat	Km/h	Session
90	Ricardo Costa		Ricardo Costa				Porsche 911 Cup	INV	252.3	ENTRENAMIENTOS OPTATIVOS
12	SMC Motorsport		Andrius Zemaitis		Alejandro Geppert		McLaren 570S GT4	GT4 Pro	246.5	CARRERA 2
5	José Carlos Pires		José Carlos Pires		Francisco Abreu		BMW M4 GT4	GT4 Pro	246.0	CALIFICACIÓN 2
88	Araujo Competição		Ruben Vaquinhas		Manuel Vistas		McLaren 570S GT4	GTX	244.8	CALIFICACIÓN 1
29	SMC Motorsport		Alfonso Colomina				McLaren 570S GT4	GT4 Bro	242.1	CARRERA 1
115	NM Racing Team		Alberto de Martín Muñoz		Nil Montserrat Simó		Mercedes AMG GT4	GT4 Bro	241.6	CALIFICACIÓN 1
007	Araujo Competição		Fernando Soares		Alvaro Ramos		Aston Martin Vantage GT4	GTX	241.0	CALIFICACIÓN 2
18	Racar Motorsport		Manuel Gião		Carlos Vieira		Mercedes AMG GT4	GT4 Pro	241.0	CARRERA 2
8	Veloso Motorsport		Jorge Rodrigues		Patrick Cunha		Audi R8 LMS GT4	GT4 Bro	240.5	CALIFICACIÓN 1
16	Orlando Batina		Sergio Azevedo		Orlando Batina		BMW M4 GT4	GT4 Pro	240.5	CARRERA 1
116	NM Racing Team		Guillermo Aso Arjol				Mercedes AMG GT4	GT4 Pro	240.0	CARRERA 1
55	Lema Racing		Nuno Pires		Elias Niskanen		Mercedes AMG GT4	GT4 Pro	236.3	ENTRENAMIENTOS OPTATIVOS
38	Lema Racing		Luis Calheiros		Paulo Macedo		Mercedes AMG GT4	GT4 Bro	236.3	CARRERA 1
58	André Nabais		Miguel Nabais		André Nabais		Porsche Cayman GT4	GTX	234.2	ENTRENAMIENTOS OPTATIVOS
69	Marcus Fothergill		David Benett		Marcus Fothergill		Porsche 991 Cup	Cup	232.7	CARRERA 1
37	Fábio Mota		Bruno Pires		Fábio Mota		Ginetta G55 GT4	GT4 Pro	230.2	CARRERA 1
9	João Vieira		João Vieira				Porsche 911 Cup	Cup	229.7	CALIFICACIÓN 1
59	Daniel Teixeira		Daniel Teixeira				Cupra TCR	TCR	229.7	CALIFICACIÓN 2
40	RACE		Héctor Hernández		Borja Hormigos		BMW M240i Racing	TC	224.5	ENTRENAMIENTOS OPTATIVOS
26	Tomás P. Abreu		Tomás P. Abreu		Simon Moore		Ginetta G50	GTX	224.5	ENTRENAMIENTOS LIBRES
580	Manuel Sousa		Manuel Sousa		Luis Silva		Cupra TCR	TCR	223.1	CALIFICACIÓN 2
25	Steve Kirton		Steve Kirton		Jonathan Elsworth		Ginetta G50	GTX	222.6	ENTRENAMIENTOS OPTATIVOS
77	SMC Motorsport		Tomás Pintos				McLaren Artura	GTX	201.4	ENTRENAMIENTOS LIBRES
103	ADELINO FERREIRA CARMELO		Duarte Camelo		Mariana Machado		Ginetta G40	TC	197.0	CARRERA 1
101	Lourenço Monteiro		Duarte Pinto Coelho		Lourenço Monteiro		Ginetta G40	TC	195.6	ENTRENAMIENTOS OPTATIVOS
102	ANIBAL MANUEL MARQUES DA CRUZ		Gabriel Caçoiolo		Henrique Cruz		Ginetta G40	TC	195.6	ENTRENAMIENTOS OPTATIVOS





Circuito de Madrid Jarama - RACE

Supercars (CPV)

CARRERA 2

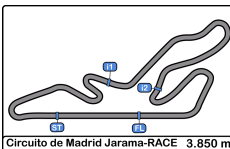
Cuentavueltas



LAP

Nr	Po	Grid	1	2	3	4	5	6	7	8	9	10	11	12	13	14	15	16	17	18	19	20	21	22	23	24	25	26	
5	<b>1</b>	5	5	5	5	5	5	5	5	5	5	5	5	5	5	12	12	55	55	12	55	55	5	5	5	5	5	5	
115	<b>2</b>	115	12	12	12	12	12	12	12	12	12	12	12	12	12	55	55	115	115	55	12	5	55	55	55	55	55	55	
12	<b>3</b>	12	55	55	55	55	55	55	55	55	55	55	55	55	55	5	115	12	12	5	5	12	12	12	12	12	12	12	
116	<b>4</b>	116	115	115	115	115	115	115	115	115	115	115	115	115	115	115	8	8	5	115	115	115	115	115	115	18	115	115	
55	<b>5</b>	55	116	116	18	18	18	18	18	18	18	18	18	18	16	16	116	5	18	18	18	18	18	18	18	115	18	116	
18	<b>6</b>	18	18	18	16	16	16	16	16	16	16	16	16	16	16	18	116	69	18	29	29	29	29	29	29	29	116	116	29
38	<b>7</b>	38	16	16	37	37	37	37	37	37	37	37	37	37	29	8	26	29	116	116	116	116	116	116	116	29	29	8	
29	<b>8</b>	29	29	37	29	29	29	29	29	29	29	29	29	29	116	29	5	116	8	8	37	37	8	8	8	8	8	8	38
16	<b>9</b>	16	37	29	38	38	38	38	38	116	116	116	116	116	8	38	18	16	37	37	8	8	38	38	38	38	38	18	
37	<b>10</b>	37	8	38	116	116	116	116	116	38	38	8	8	8	37	69	29	37	38	38	38	38	16	16	16	16	16	16	
59	<b>11</b>	59	38	69	69	69	8	8	8	8	8	38	38	38	38	25	16	38	16	16	16	16	007	007	007	007	007		
69	<b>12</b>	69	59	007	007	8	69	69	69	69	69	69	69	69	69	26	40	69	69	69	007	007	69	69	69	69	69	69	
007	<b>13</b>	007	69	25	25	007	007	007	007	007	007	25	25	25	25	18	37	25	007	007	69	69	25	25	26	26	26		
580	<b>14</b>	580	007	26	8	25	25	25	25	25	25	26	26	007	26	40	38	007	25	25	25	25	26	26	25	25	25		
25	<b>15</b>	25	25	9	26	26	26	26	26	26	26	007	007	26	40	37	25	26	26	26	26	26	58	58	40	40			
40	<b>16</b>	40	26	8	9	9	9	9	9	9	9	9	9	9	9	007	007	58	58	58	58	58	40	40	58				
9	<b>17</b>	9	9	40	40	40	40	40	40	40	40	40	40	40	007	58	58	40	40	40	40	40	37	37	37				
26	<b>18</b>	26	40	58	58	58	58	58	58	58	58	58	58	58	58	101	101	101	101	101	101	101	101	101	101				
58	<b>19</b>	58	58	101	101	101	101	101	101	101	101	101	101	101	101	103	103	103	103	103	103	103	103	103	103				
101	<b>20</b>	101	101	103	103	103	103	103	103	103	103	103	103	103	103														
102	<b>21</b>	102	103																										
103	<b>22</b>	103																											
8	<b>23</b>	8																											



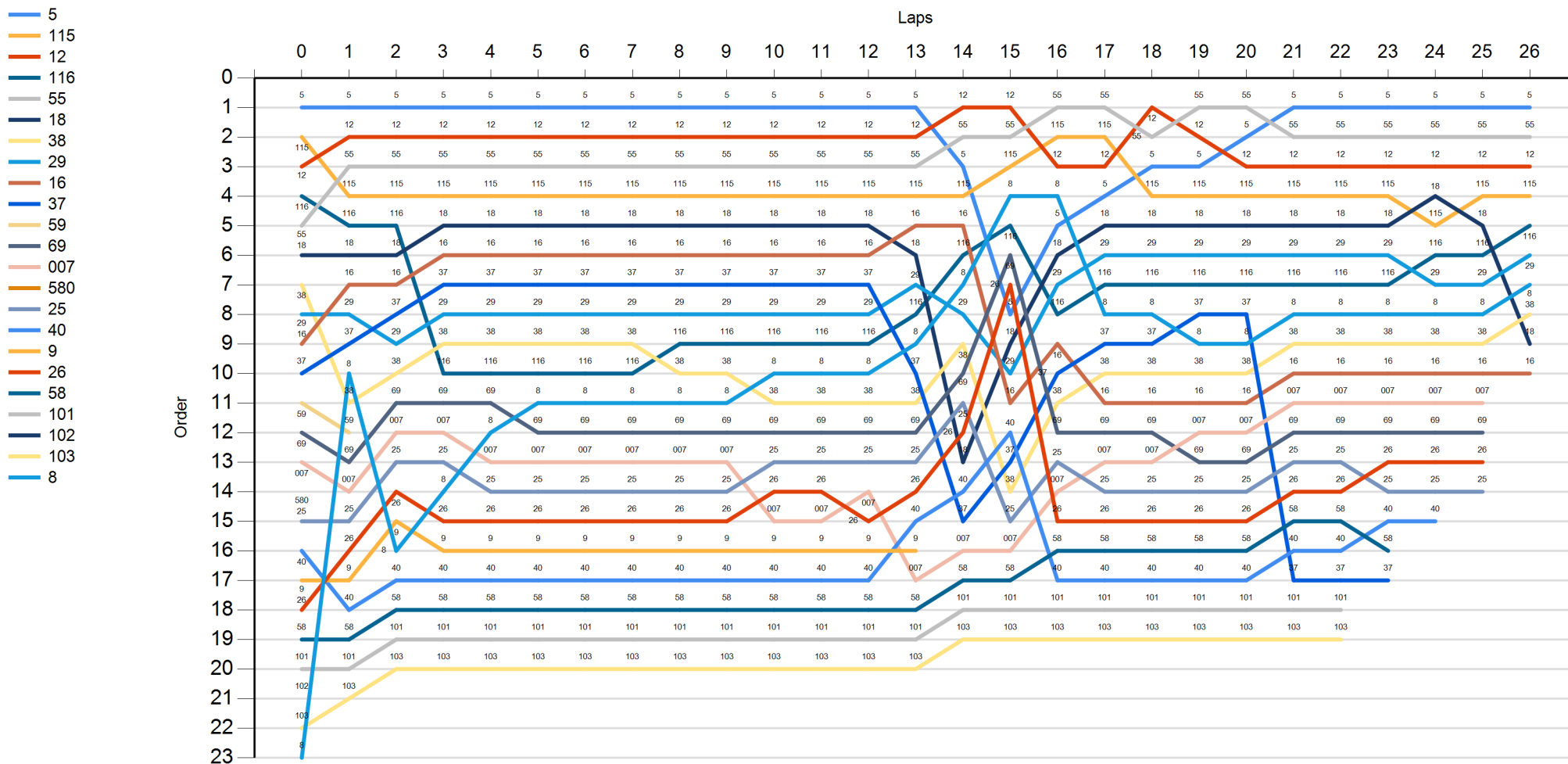


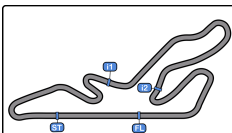
Circuito de Madrid Jarama - RACE

Supercars (CPV)

CARRERA 2

Cuentavueltas Gráfico





# Circuito de Madrid Jarama - RACE

## Supercars (CPV)

### CARRERA 2

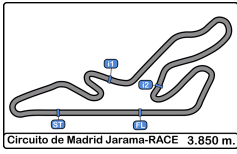
#### Tiempos Parada en Pit

Circuito de Madrid Jarama-RACE 3.850 m.

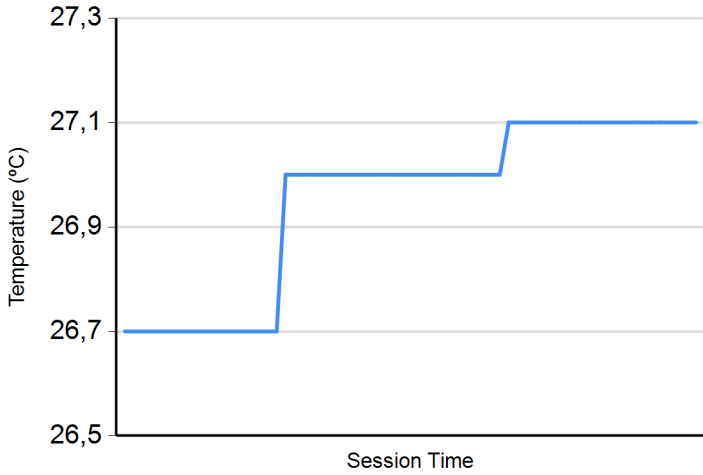


Ord	Nr.	In Day Time	Entrant/Team	Nat	Driver 1	Nat	Driver 2	Nat	Vehicle	Cat	In Time	Stop N°	Pit Time	Handicap	Diff.
1	58	16:04:30.053	André Nabais	PT	Miguel Nabais	PT	<u>André Nabais</u>	PT	Porsche Cayman GT4	GTX	20:26.287	1	2:09.669	2:05	
2	007	16:05:34.092	Araujo Competição	PT	Fernando Soares	PT	<u>Alvaro Ramos</u>	PT	Aston Martin Vantage GT4	GTX	21:30.326	1	2:14.978	2:10	
3	18	16:06:12.744	Racar Motorsport	PT	Manuel Gião	PT	<u>Carlos Vieira</u>	PT	Mercedes AMG GT4	GT4 Pro	22:08.978	1	2:02.462	2:00	
4	101	16:06:14.583	Lourenço Monteiro	PT	Duarte Pinto Coelho	PT	<u>Lourenço Monteiro</u>	PT	Ginetta G40	TC	22:10.817	1	2:18.013	2:05	
5	37	16:06:25.524	Fábio Mota	PT	Bruno Pires	PT	<u>Fábio Mota</u>	PT	Ginetta G55 GT4	GT4 Pro	22:21.758	1	2:04.997	2:00	
6	103	16:07:20.261	ADELINO FERREIRA CARMEL	PT	Duarte Camelo	PT	<u>Mariana Machado</u>	PT	Ginetta G40	TC	23:16.495	1	2:09.986	2:03	
7	5	16:07:30.182	José Carlos Pires	PT	José Carlos Pires	PT	<u>Francisco Abreu</u>	PT	BMW M4 GT4	GT4 Pro	23:26.416	1	2:13.308	2:10	
8	16	16:08:01.649	Orlando Batina	PT	Sergio Azevedo	PT	<u>Orlando Batina</u>	PT	BMW M4 GT4	GT4 Pro	23:57.883	1	2:06.572	2:00	
9	29	16:08:08.160	SMC Motorsport	ESP	Alfonso Colomina	ESP			McLaren 570S GT4	GT4 Bro	24:04.394	1	2:03.068	2:03	
10	38	16:08:17.696	Lema Racing	SVK	Luis Calheiros	SVK	<u>Paulo Macedo</u>	PT	Mercedes AMG GT4	GT4 Bro	24:13.930	1	2:00.532	2:00	
11	25	16:09:07.952	Steve Kirton	GBR	Steve Kirton	GBR	<u>Jonathan Elsworth</u>	GBR	Ginetta G50	GTX	25:04.186	1	2:08.907	2:03	
12	116	16:09:52.602	NM Racing Team	ESP	Guillermo Aso Arjol	ESP			Mercedes AMG GT4	GT4 Pro	25:48.836	1	2:03.742	2:03	
13	69	16:10:25.791	Marcus Fothergill	GBR	David Benett	GBR	<u>Marcus Fothergill</u>	GBR	Porsche 991 Cup	Cup	26:22.025	1	2:17.680	2:10	
14	12	16:10:51.910	SMC Motorsport	ESP	Andrius Zemaitis	LTU	<u>Alejandro Geppert</u>	ESP	McLaren 570S GT4	GT4 Pro	26:48.144	1	2:03.470	2:00	
15	26	16:11:12.569	Tomás P. Abreu	GBR	Tomás P. Abreu	PT	<u>Simon Moore</u>	GBR	Ginetta G50	GTX	27:08.803	1	2:02.132	2:00	
16	8	16:11:34.162	Veloso Motorsport	PT	Jorge Rodrigues	PT	<u>Patrick Cunha</u>	PT	Audi R8 LMS GT4	GT4 Bro	27:30.396	1	2:06.954	2:05	
17	40	16:11:52.897	RACE	ESP	Héctor Hernández	ESP	<u>Borja Hormigos</u>	ESP	BMW M240i Racing	TC	27:49.131	1	2:13.792	2:10	
18	55	16:12:35.679	Lema Racing	SVK	Nuno Pires	PT	<u>Elias Niskanen</u>	FIN	Mercedes AMG GT4	GT4 Pro	28:31.913	1	2:06.221	2:05	
19	115	16:12:37.907	NM Racing Team	ESP	Alberto de Martín Muñoz	ESP	<u>Nil Montserrat Simó</u>	ESP	Mercedes AMG GT4	GT4 Bro	28:34.141	1	2:11.676	2:10	
20	69	16:18:18.460	Marcus Fothergill	GBR	David Benett	GBR	<u>Marcus Fothergill</u>	GBR	Porsche 991 Cup	Cup	34:14.694	2	25.127	2:10	-44.873

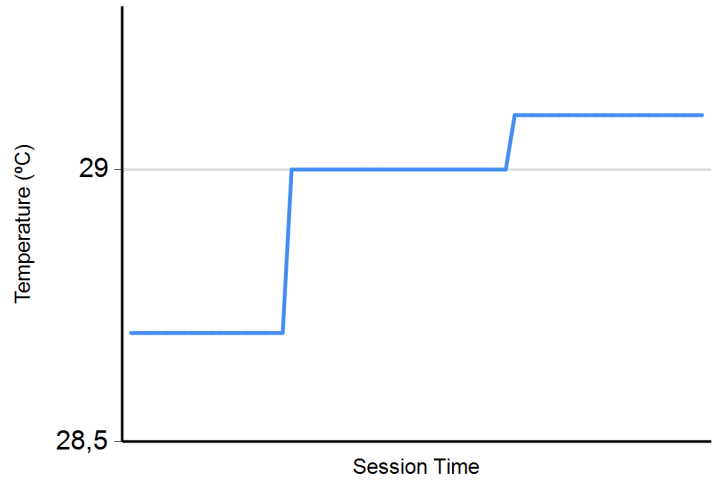




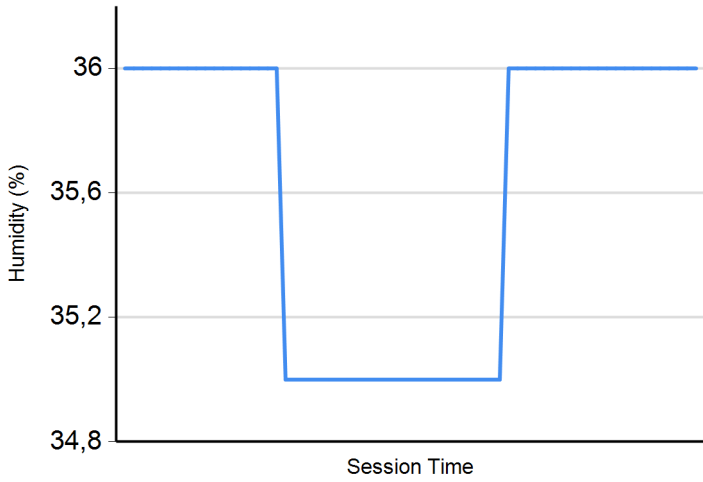
**Air Temperature**



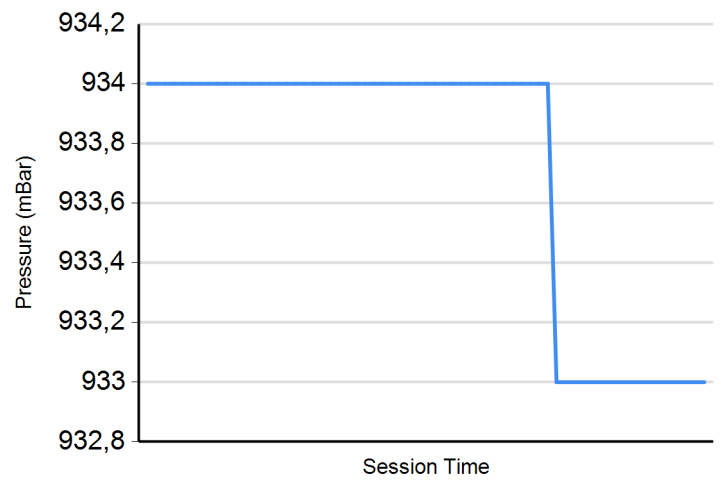
**Track Temperature**



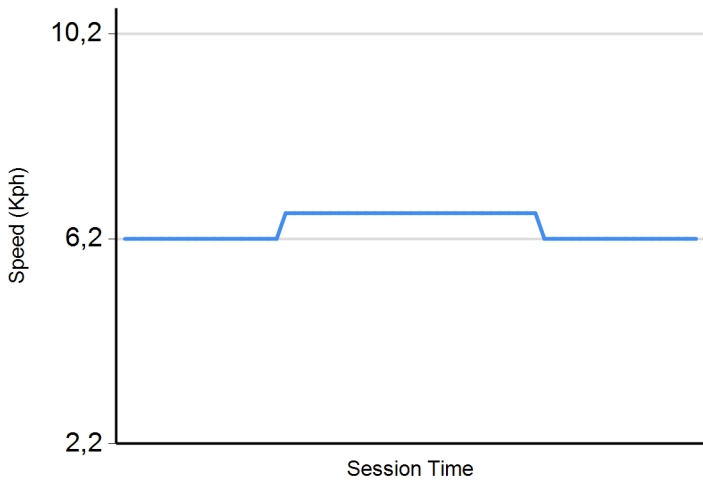
**Humidity**



**Pressure**



**Wind Speed**



**Wind direction**

