

Circuito del Jarama

SUPER CARS

Race - 1

Provisional Results

Circuito del Jarama 3.850 m.



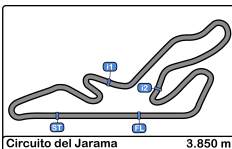
Cls	Nº	Entrant/Team	Driver 1	Driver 2	Vehicle	Cat	Cl	Laps	Total Time	Gap	Interval	Km/h	Best	Time	Km/h
1	24	GC24 Motorsport	Gustavo Moura		Hyundai Elantra TCR	TCR	1	25	45:14.310			127.6	3	1:40.905	137.3
2	60	SPORTS & YOU	<u>Luis Silva</u>	Antonio Coimbra	Mercedes AMG	GT4 BRONZE	1	25	45:22.925	8.615	8.615	127.2	18	1:42.628	135.0
3	59	JT59 Racing Team	<u>Daniel Teixeira</u>		CUPRA TCR	TCR	2	25	45:27.217	12.907	4.292	127.0	2	1:40.889	137.3
4	78	Tockwith Motorsport	Marmaduke Hall	<u>Nicolas Pino</u>	Ginetta G55	GT4 PRO	1	25	45:39.346	25.036	12.129	126.4	5	1:39.496	139.3
5	93	Chefosport	Nico Abella		Peugeot Racing Cup	RC	1	25	45:52.715	38.405	13.369	125.8	15	1:42.383	135.3
6	99	Lema Racing	<u>Jorge Rodrigues</u>	Francisco Carvalho	Porsche 981 Cayman MR	GT4 BRONZE	2	25	45:58.891	44.581	6.176	125.5	16	1:43.589	133.7
7	90	PROGT	Andrius Zemaitis		Porsche 981 Cayman MR	GT4 BRONZE	3	25	45:59.666	45.356	0.775	125.5	16	1:43.700	133.6
8	26	Tockwith Motorsport	<u>Jemma Moore</u>	Aubrey Hall	Ginetta G50	GTC	1	25	46:20.694	1:06.384	21.028	124.6	24	1:42.594	135.0
9	4	SMC Junior Motorsport	Gonzalo de Andrés	<u>Guillermo Aso Arjol</u>	McLaren 570S GT4	GT4 PRO	2	25	46:41.240	1:26.930	20.546	123.6	15	1:42.781	134.8
10	62		Alfonso Colomina Fajardo		Peugeot 308 racing cup	RC	2	24	45:21.526	1 Lap	1 Lap	122.2	18	1:45.299	131.6
11	981	Garagem João Gomes	<u>Piero dal Maso</u>	Nuno Nunes	Porsche 981 Cayman MR	GT4 BRONZE	4	24	45:57.948	1 Lap	36.422	120.6	7	1:46.793	129.7
12	888	888_Motorsport	Francisco Gonçalves		Lotus Exige	GTC	2	24	46:06.401	1 Lap	8.453	120.2	16	1:45.247	131.6
13	20	JC Group Racing Team	José Correia	Gabriela Correia	Mercedes AMG	GT4 BRONZE	5	18	41:54.316	7 Laps	6 Laps	99.2	5	1:45.019	131.9
14	104	SMC Junior Team	Cutillas		Peugeot 308 TCR	TCR	3	14	28:48.220	11 Laps	4 Laps	112.2	6	1:41.527	136.5

Fastest lap Hall - Pino in 1:39.496 at 139.3 Km/h in lap 5

Published at:.....

Stewards:	Race Director:	Timekeeper: 
-----------	----------------	---






Circuito del Jarama
SUPER CARS
Race - 1
Provisional Results by Category



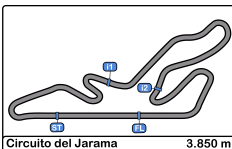
Cls	Nº	Entrant/Team	Driver 1	Driver 2	Vehicle	Cat	Cl	Laps	Total Time	Gap	Interval	Km/h	Best	Time	Km/h
TCR															
1	24	GC24 Motorsport	Gustavo Moura		Hyundai Elantra TCR	TCR	1	25	45:14.310			127.6	3	1:40.905	137.3
2	59	JT59 Racing Team	<u>Daniel Teixeira</u>		CUPRA TCR	TCR	2	25	45:27.217	12.907	12.907	127.0	2	1:40.889	137.3
3	104	SMC Junior Team	Cutillas		Peugeot 308 TCR	TCR	3	14	28:48.220	11 Laps	11 Laps	112.2	6	1:41.527	136.5
GT4 BRONZE															
1	60	SPORTS & YOU	<u>Luis Silva</u>	Antonio Coimbra	Mercedes AMG	GT4 BRONZE	1	25	45:22.925			127.2	18	1:42.628	135.0
2	99	Lema Racing	<u>Jorge Rodrigues</u>	Francisco Carvalho	Porsche 981 Cayman MR	GT4 BRONZE	2	25	45:58.891	35.966	35.966	125.5	16	1:43.589	133.7
3	90	PROGT	Andrius Zemaitis		Porsche 981 Cayman MR	GT4 BRONZE	3	25	45:59.666	36.741	0.775	125.5	16	1:43.700	133.6
4	981	Garagem João Gomes	<u>Piero dal Maso</u>	Nuno Nunes	Porsche 981 Cayman MR	GT4 BRONZE	4	24	45:57.948	1 Lap	1 Lap	120.6	7	1:46.793	129.7
5	20	JC Group Racing Team	José Correia	Gabriela Correia	Mercedes AMG	GT4 BRONZE	5	18	41:54.316	7 Laps	6 Laps	99.2	5	1:45.019	131.9
GT4 PRO															
1	78	Tockwith Motorsport	Marmaduke Hall	<u>Nicolas Pino</u>	Ginetta G55	GT4 PRO	1	25	45:39.346			126.4	5	1:39.496	139.3
2	4	SMC Junior Motorsport	Gonzalo de Andrés	<u>Guillermo Aso Arjol</u>	McLaren 570S GT4	GT4 PRO	2	25	46:41.240	1:01.894	1:01.894	123.6	15	1:42.781	134.8
RC															
1	93	Chefosport	Nico Abella		Peugeot Racing Cup	RC	1	25	45:52.715			125.8	15	1:42.383	135.3
2	62		Alfonso Colomina Fajardo		Peugeot 308 racing cup	RC	2	24	45:21.526	1 Lap	1 Lap	122.2	18	1:45.299	131.6
GTC															
1	26	Tockwith Motorsport	<u>Jemma Moore</u>	Aubrey Hall	Ginetta G50	GTC	1	25	46:20.694			124.6	24	1:42.594	135.0
2	888	888_Motorsport	Francisco Gonçalves		Lotus Exige	GTC	2	24	46:06.401	1 Lap	1 Lap	120.2	16	1:45.247	131.6

Fastest lap Hall - Pino in 1:39.496 at 139.3 Km/h in lap 5

Published at:.....

Stewards:	Race Director:	Timekeeper: 
-----------	----------------	---





Circuito del Jarama
SUPER CARS
Race - 1
Provisional Results by Class



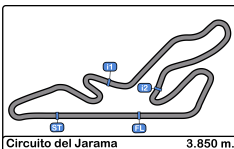
Cls	Nº	Entrant/Team	Driver 1	Driver 2	Vehicle	Cat	Cl	Laps	Total Time	Gap	Interval	Km/h	Best	Time	Km/h
1	24	GC24 Motorsport	Gustavo Moura		Hyundai Elantra TCR	TCR	1	25	45:14.310			127.6	3	1:40.905	137.3
2	60	SPORTS & YOU	<u>Luis Silva</u>	Antonio Coimbra	Mercedes AMG	GT4 BRONZE	1	25	45:22.925	8.615	8.615	127.2	18	1:42.628	135.0
3	59	JT59 Racing Team	<u>Daniel Teixeira</u>		CUPRA TCR	TCR	2	25	45:27.217	12.907	4.292	127.0	2	1:40.889	137.3
4	78	Tockwith Motorsport	Marmaduke Hall	<u>Nicolas Pino</u>	Ginetta G55	GT4 PRO	1	25	45:39.346	25.036	12.129	126.4	5	1:39.496	139.3
5	93	Chefosport	Nico Abella		Peugeot Racing Cup	RC	1	25	45:52.715	38.405	13.369	125.8	15	1:42.383	135.3
6	99	Lema Racing	<u>Jorge Rodrigues</u>	Francisco Carvalho	Porsche 981 Cayman MR	GT4 BRONZE	2	25	45:58.891	44.581	6.176	125.5	16	1:43.589	133.7
7	90	PROGT	Andrius Zemaitis		Porsche 981 Cayman MR	GT4 BRONZE	3	25	45:59.666	45.356	0.775	125.5	16	1:43.700	133.6
8	26	Tockwith Motorsport	<u>Jemma Moore</u>	Aubrey Hall	Ginetta G50	GTC	1	25	46:20.694	1:06.384	21.028	124.6	24	1:42.594	135.0
9	4	SMC Junior Motorsport	Gonzalo de Andrés	<u>Guillermo Aso Arjol</u>	McLaren 570S GT4	GT4 PRO	2	25	46:41.240	1:26.930	20.546	123.6	15	1:42.781	134.8
10	981	Garagem João Gomes	<u>Piero dal Maso</u>	Nuno Nunes	Porsche 981 Cayman MR	GT4 BRONZE	4	24	45:57.948	1 Lap	1 Lap	120.6	7	1:46.793	129.7
11	888	888_Motorsport	Francisco Gonçalves		Lotus Exige	GTC	2	24	46:06.401	1 Lap	8.453	120.2	16	1:45.247	131.6
12	20	JC Group Racing Team	José Correia	Gabriela Correia	Mercedes AMG	GT4 BRONZE	5	18	41:54.316	7 Laps	6 Laps	99.2	5	1:45.019	131.9
13	104	SMC Junior Team	Cutillas		Peugeot 308 TCR	TCR	3	14	28:48.220	11 Laps	4 Laps	112.2	6	1:41.527	136.5
1	62		Alfonso Colomina Fajardo		Peugeot 308 racing cup	RC	2	24	45:21.526			122.2	18	1:45.299	131.6

Fastest lap Hall - Pino in 1:39.496 at 139.3 Km/h in lap 5

Published at:.....

Stewards:	Race Director:	Timekeeper:
------------------	-----------------------	--------------------





Circuito del Jarama

SUPER CARS

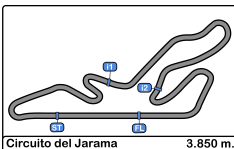
Race - 1

Provisional Classification by Driver Fastest Lap



Clas	Nº	Entrant/Team	Vehicle	Driver	Cat	Clas	Laps	Best	Time	Gap	Interval	Km/h
1	78	Tockwith Motorsport	Ginetta G55	Nicolas Pino	GT4 PRO	1	25	5	1:39.496			139.3
2	59	JT59 Racing Team	CUPRA TCR	Daniel Teixeira	TCR	1	25	2	1:40.889	1.393	1.393	137.3
3	24	GC24 Motorsport	Hyundai Elantra TCR	Gustavo Moura	TCR	2	25	3	1:40.905	1.409	0.016	137.3
4	104	SMC Junior Team	Peugeot 308 TCR	Cutillas	TCR	3	14	6	1:41.527	2.031	0.622	136.5
5	93	Chefosport	Peugeot Racing Cup	Nico Abella	RC	1	25	15	1:42.383	2.887	0.856	135.3
6	26	Tockwith Motorsport	Ginetta G50	Aubrey Hall	GTC	1	20	19	1:42.594	3.098	0.211	135.0
7	60	SPORTS & YOU	Mercedes AMG	Luis Silva	GT4 BRONZE	1	25	18	1:42.628	3.132	0.034	135.0
8	4	SMC Junior Motorsport	McLaren 570S GT4	Guillermo Aso Arjol	GT4 PRO	2	25	15	1:42.781	3.285	0.153	134.8
9	99	Lema Racing	Porsche 981 Cayman MR	Jorge Rodrigues	GT4 BRONZE	2	25	16	1:43.589	4.093	0.808	133.7
10	90	PROGT	Porsche 981 Cayman MR	Andrius Zemaitis	GT4 BRONZE	3	25	16	1:43.700	4.204	0.111	133.6
11	26	Tockwith Motorsport	Ginetta G50	Jemma Moore	GTC	2	5	5	1:44.688	5.192	0.988	132.3
12	20	JC Group Racing Team	Mercedes AMG	Correia - Correia	GT4 BRONZE	4	18	5	1:45.019	5.523	0.331	131.9
13	888	888_Motorsport	Lotus Exige	Francisco Gonçalves	GTC	3	24	16	1:45.247	5.751	0.228	131.6
14	62		Peugeot 308 racing cup	Alfonso Colomina	RC	2	24	18	1:45.299	5.803	0.052	131.6
15	981	Garagem João Gomes	Porsche 981 Cayman MR	Piero dal Maso	GT4 BRONZE	5	24	7	1:46.793	7.297	1.494	129.7





Circuito del Jarama

SUPER CARS

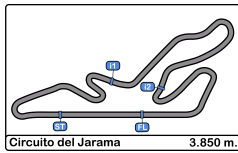
Race - 1

Distance and Speed Average



Cls	Nº	Entrant/Team	Driver 1	Driver 2	Vehicle	Cat	Cls	Laps	Distance	Total Time	Km/h
1	24	GC24 Motorsport	Gustavo Moura		Hyundai Elantra TCR	TCR	1	25	96.25	45:14.310	127.6
2	60	SPORTS & YOU	<u>Luis Silva</u>	Antonio Coimbra	Mercedes AMG	GT4 BRONZE	1	25	96.25	45:22.925	127.2
3	59	JT59 Racing Team	<u>Daniel Teixeira</u>		CUPRA TCR	TCR	2	25	96.25	45:27.217	127.0
4	78	Tockwith Motorsport	Marmaduke Hall	<u>Nicolas Pino</u>	Ginetta G55	GT4 PRO	1	25	96.25	45:39.346	126.4
5	93	Chefosport	Nico Abella		Peugeot Racing Cup	RC	1	25	96.25	45:52.715	125.8
6	99	Lema Racing	<u>Jorge Rodrigues</u>	Francisco Carvalho	Porsche 981 Cayman MR	GT4 BRONZE	2	25	96.25	45:58.891	125.5
7	90	PROGT	Andrius Zemaitis		Porsche 981 Cayman MR	GT4 BRONZE	3	25	96.25	45:59.666	125.5
8	26	Tockwith Motorsport	<u>Jemma Moore</u>	Aubrey Hall	Ginetta G50	GTC	1	25	96.25	46:20.694	124.6
9	4	SMC Junior Motorsport	Gonzalo de Andrés	<u>Guillermo Aso Arjol</u>	McLaren 570S GT4	GT4 PRO	2	25	96.25	46:41.240	123.6
10	62		Alfonso Colomina Fajardo		Peugeot 308 racing cup	RC	2	24	92.40	45:21.526	122.2
11	981	Garagem João Gomes	<u>Piero dal Maso</u>	Nuno Nunes	Porsche 981 Cayman MR	GT4 BRONZE	4	24	92.40	45:57.948	120.6
12	888	888_Motorsport	Francisco Gonçalves		Lotus Exige	GTC	2	24	92.40	46:06.401	120.2
13	20	JC Group Racing Team	José Correia	Gabriela Correia	Mercedes AMG	GT4 BRONZE	5	18	69.30	41:54.316	99.2
14	104	SMC Junior Team	Cutillas		Peugeot 308 TCR	TCR	3	14	53.90	28:48.220	112.2





Circuito del Jarama
SUPER CARS
Race - 1
Lap Analysis



4

1 Gonzalo de Andrés

McLaren 570S GT4

24

1 Gustavo Moura

Hyundai Elantra TCR

GT4 PRO

2 Guillermo Aso Arjol

SMC Junior Motorsport

TCR

2

GC24 Motorsport

Lap	D	Time	Sector 1	Sector 2	Sector 3	T. Spd	Elapsed	Lap	D	Time	Sector 1	Sector 2	Sector 3	T. Spd	Elapsed
1	2	1:55.306	48.815	36.121	30.370	182.7	1:55.306	1	1	1:45.676	43.892	33.431	28.353		1:45.676
2	2	1:46.036	41.484	34.506	30.046	229.2	3:41.342	2	2	1:40.946	39.035	33.615	28.296		3:26.622
3	2	1:43.666	40.402	34.156	29.108	224.0	5:25.008	3	3	1:40.905	38.926	33.587	28.392		5:07.527
4	2	1:43.563	39.958	33.952	29.653	234.7	7:08.571	4	4	1:41.681	39.203	33.846	28.632		6:49.208
5	2	1:44.253	40.241	34.909	29.103	225.4	8:52.824	5	5	1:41.588	39.130	33.715	28.743		8:30.796
6	2	1:43.204	39.962	33.808	29.434	232.2	10:36.028	6	6	1:42.556	40.005	33.897	28.654		10:13.352
7	2	1:43.836	40.359	34.174	29.303	234.7	12:19.864	7	7	1:41.289	39.348	33.301	28.640		11:54.641
8	2	1:43.444	40.064	33.971	29.409	238.9	14:03.308	8	8	1:41.546	39.192	33.315	29.039		13:36.187
9	2	1:44.125	40.471	34.262	29.392	236.8	15:47.433	9	9	1:42.059	39.281	33.671	29.107		15:18.246
10	2	1:44.436	40.844	34.234	29.358	218.1	17:31.869	10	10	1:43.198	39.383	34.395	29.420		17:01.444
11	2	1:43.652	40.202	33.979	29.471	229.7	19:15.521	11	11	1:42.467	39.506	33.816	29.145		18:43.911
12	2	1:53.080	39.893	40.435	32.752	236.3	21:08.601	12	12	1:49.946 P	39.484	33.787	36.675		20:33.857
13	2	2:41.236 P	46.932	1:11.446	42.858	169.2	23:49.837	13	13	3:22.160	2:10.916	39.859	31.385		23:56.017
14	2	2:56.911	1:53.540	34.393	28.978	99.2	26:46.748	14	14	1:43.162	40.020	34.012	29.130		25:39.179
15	2	1:42.781	39.650	33.785	29.346	233.7	28:29.529	15	15	1:41.974	39.173	33.647	29.154		27:21.153
16	2	1:43.363	39.409	34.441	29.513	237.8	30:12.892	16	16	1:42.600	39.478	33.953	29.169		29:03.753
17	2	1:43.249	39.872	34.169	29.208	219.5	31:56.141	17	17	1:44.297	40.506	34.434	29.357		30:48.050
18	2	1:44.508	40.810	34.500	29.198	241.6	33:40.649	18	18	1:42.940	39.698	33.976	29.266		32:30.990
19	2	1:43.919	40.405	34.404	29.110	231.2	35:24.568	19	19	1:44.504	40.168	34.538	29.798		34:15.494
20	2	1:44.865	40.220	35.248	29.397	235.8	37:09.433	20	20	1:45.012	40.406	34.801	29.805		36:00.506
21	2	1:51.076 P	40.300	34.277	36.499	228.8	39:00.509	21	21	1:46.524	40.664	35.307	30.553		37:47.030
22	2	2:16.428	1:10.618	35.580	30.230	108.5	41:16.937	22	22	1:49.285	41.355	36.889	31.041		39:36.315
23	2	1:46.792	41.189	35.315	30.288	208.0	43:03.729	23	23	1:51.024	42.765	37.492	30.767		41:27.339
24	2	1:48.739	41.514	36.500	30.725	214.2	44:52.468	24	24	1:52.363	42.519	37.718	32.126		43:19.702
25	2	1:48.772	41.390	36.825	30.557	214.7	46:41.240	25	25	1:54.608	43.548	38.581	32.479		45:14.310

20

1 José Correia

Mercedes AMG

26

1 Jemma Moore

Ginetta G50

GT4
BRONZE

2 Gabriela Correia

JC Group Racing Team

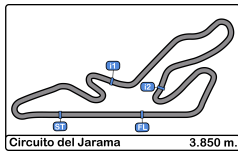
GTC

2 Aubrey Hall

Tockwith Motorsport

Lap	D	Time	Sector 1	Sector 2	Sector 3	T. Spd	Elapsed	Lap	D	Time	Sector 1	Sector 2	Sector 3	T. Spd	Elapsed
1	1	1:55.053	48.313	36.473	30.267	193.2	1:55.053	1	1	1:54.736	47.131	37.188	30.417	186.5	1:54.736
2	1	1:48.639	43.463	35.526	29.650	215.1	3:43.692	2	1	2:17.662	1:11.224	36.496	29.942	215.5	4:12.398
3	1	1:46.263	40.621	35.317	30.325	216.8	5:29.955	3	1	1:45.751	40.474	35.316	29.961	219.9	5:58.149
4	1	1:45.692	40.464	35.110	30.118	228.8	7:15.647	4	1	1:45.243	40.599	34.819	29.825	225.0	7:43.392
5	1	1:45.019	40.166	34.994	29.859	220.8	9:00.666	5	1	1:44.688	40.188	34.710	29.790	227.3	9:28.080
6	1	1:54.726	48.072	36.604	30.050	219.0	10:55.392	6	2	1:44.230	39.990	34.521	29.719	228.8	11:12.310
7	1	1:45.841	41.026	34.890	29.925	219.0	12:41.233	7	2	1:44.955	40.529	34.761	29.665	230.7	12:57.265
8	1	9:31.682	40.476	34.769	8:16.437	215.1	22:12.915	8	2	1:45.388	40.391	34.797	30.200	229.2	14:42.653
9	1	1:58.198 P	44.019	37.354	36.825	173.6	24:11.113	9	2	1:45.590	40.686	34.977	29.927	226.4	16:28.243
10	1	3:33.893	2:27.853	36.158	29.882	124.2	27:45.006	10	2	1:45.575	40.602	34.833	30.140	229.7	18:13.818
11	1	1:46.531	41.066	35.471	29.994	220.4	29:31.537	11	2	1:54.370 P	41.892	35.922	36.556	211.3	20:08.188
12	1	1:45.708	40.882	34.818	30.008	226.8	31:17.245	12	2	3:40.118	2:25.628	39.331	35.159	118.9	23:48.306
13	1	1:46.582	41.334	34.993	30.255	220.4	33:03.827	13	2	1:48.329	44.122	34.439	29.768	193.8	25:36.635
14	1	1:46.088	41.037	35.180	29.871	222.2	34:49.915	14	2	1:43.162	39.900	33.828	29.434	226.4	27:19.797
15	1	1:46.208	40.666	35.809	29.733	226.4	36:36.123	15	2	1:50.544	45.899	35.155	29.490	230.2	29:10.341
16	1	1:46.604	40.838	34.966	30.800	226.4	38:22.727	16	2	1:43.761	40.127	34.300	29.334	228.3	30:54.102
17	1	1:45.668	41.072	34.767	29.829	219.9	40:08.395	17	2	1:42.750	39.662	33.844	29.244	225.9	32:36.852
18	1	1:45.921	40.713	34.792	30.416	216.4	41:54.316	18	2	1:43.115	39.763	34.086	29.266	228.8	34:19.967
19	1		40.673			222.6		19	2	1:42.722	39.865	33.672	29.185	225.4	36:02.689
								20	2	1:43.814	39.747	34.460	29.607	227.8	37:46.503
								21	2	1:42.810	39.740	33.760	29.310	228.3	39:29.313
								22	2	1:42.695	39.859	33.592	29.244	226.8	41:12.008
								23	2	1:43.165	40.035	33.936	29.194	226.4	42:55.173
								24	2	1:42.594	39.808	33.520	29.266	225.9	44:37.767
								25	2	1:42.927	39.585	33.927	29.415	227.8	46:20.694





Circuito del Jarama
SUPER CARS
Race - 1
Lap Analysis



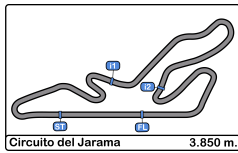
59 1 Daniel Teixeira CUPRA TCR **62** 1 Alfonso Colomina Fajardo Peugeot 308 racing cup

TCR 2 JT59 Racing Team							RC 2								
Lap	D	Time	Sector 1	Sector 2	Sector 3	T. Spd	Elapsed	Lap	D	Time	Sector 1	Sector 2	Sector 3	T. Spd	Elapsed
1	1	1:50.254	46.724	35.258	28.272	197.8	1:50.254	1	1	1:56.602	49.217	37.255	30.130	165.8	1:56.602
2	1	1:40.889	39.207	33.594	28.088	214.2	3:31.143	2	1	1:48.368	42.806	35.782	29.780	204.1	3:44.970
3	1	1:41.769	39.059	33.676	29.034	222.2	5:12.912	3	1	1:47.108	41.040	35.960	30.108	214.2	5:32.078
4	1	1:41.786	39.546	33.860	28.380	213.4	6:54.698	4	1	1:46.233	40.952	35.581	29.700	219.9	7:18.311
5	1	1:42.044	39.438	34.134	28.472	225.9	8:36.742	5	1	1:47.186	41.450	35.692	30.044	219.0	9:05.497
6	1	1:41.879	39.449	33.959	28.471	211.3	10:18.621	6	1	1:51.060	43.103	36.492	31.465	216.0	10:56.557
7	1	1:42.132	39.700	33.832	28.600	215.1	12:00.753	7	1	1:48.212	41.700	35.972	30.540	214.2	12:44.769
8	1	1:42.402	39.519	34.122	28.761	217.3	13:43.155	8	1	1:48.677	42.086	36.086	30.505	211.7	14:33.446
9	1	1:43.527	39.982	34.235	29.310	207.6	15:26.682	9	1	1:49.468	42.626	36.342	30.500	201.4	16:22.914
10	1	1:43.003	39.820	34.399	28.784	208.4	17:09.685	10	1	1:50.117	42.647	36.720	30.750	216.0	18:13.031
11	1	1:42.749	39.751	34.301	28.697	216.4	18:52.434	11	1	1:59.340 P	41.970	36.328	41.042	213.0	20:12.371
12	1	1:55.186 P	39.878	36.156	39.152	215.5	20:47.620	12	1	3:37.952	2:27.689	37.742	32.521	105.0	23:50.323
13	1	3:13.551	2:07.507	36.265	29.779	100.3	24:01.171	13	1	1:50.181	43.299	35.852	31.030	194.2	25:40.504
14	1	1:43.182	39.854	34.596	28.732	217.7	25:44.353	14	1	1:48.233	41.351	35.883	30.999	216.4	27:28.737
15	1	1:43.065	39.797	34.187	29.081	216.4	27:27.418	15	1	1:46.928	41.165	35.637	30.126	215.1	29:15.665
16	1	1:43.444	40.045	34.228	29.171	216.4	29:10.862	16	1	1:46.212	40.880	35.471	29.861	217.3	31:01.877
17	1	1:43.908	40.377	34.354	29.177	214.2	30:54.770	17	1	1:46.104	40.858	35.550	29.696	217.7	32:47.981
18	1	1:44.431	40.378	34.710	29.343	216.8	32:39.201	18	1	1:45.299	40.400	35.315	29.584	218.6	34:33.280
19	1	1:45.794	40.769	34.925	30.100	210.9	34:24.995	19	1	1:46.693	40.640	35.598	30.455	219.5	36:19.973
20	1	1:47.814	41.688	35.739	30.387	204.9	36:12.809	20	1	1:47.318	41.216	35.672	30.430	218.1	38:07.291
21	1	1:49.530	42.198	36.779	30.553	204.5	38:02.339	21	1	1:47.379	41.088	36.052	30.239	216.8	39:54.670
22	1	1:49.741	42.487	36.811	30.443	198.1	39:52.080	22	1	1:48.458	41.356	36.565	30.537	214.7	41:43.128
23	1	1:51.855	42.538	37.434	31.883	200.7	41:43.935	23	1	1:48.443	41.502	36.432	30.509	215.5	43:31.571
24	1	1:49.908	42.417	36.844	30.647	198.8	43:33.843	24	1	1:49.955	41.174	38.025	30.756	216.0	45:21.526
25	1	1:53.374	42.444	38.469	32.461	207.2	45:27.217								

60 1 Luis Silva Mercedes AMG **78** 1 Marmaduke Hall Ginetta G55

GT4 BRONZE 2 Antonio Coimbra SPORTS & YOU							GT4 PRO 2 Nicolas Pino Tockwith Motorsport								
Lap	D	Time	Sector 1	Sector 2	Sector 3	T. Spd	Elapsed	Lap	D	Time	Sector 1	Sector 2	Sector 3	T. Spd	Elapsed
1	1	1:54.584	46.514	37.329	30.741	201.8	1:54.584	1	2	1:51.555	47.366	35.494	28.695	190.1	1:51.555
2	1	1:47.607	40.914	35.527	31.166	233.2	3:42.191	2	2	1:40.601	38.738	33.205	28.658	220.8	3:32.156
3	1	1:46.215	41.110	35.276	29.829	226.4	5:28.406	3	2	1:40.247	38.826	33.062	28.359	222.2	5:12.403
4	1	1:44.863	40.186	34.897	29.780	234.2	7:13.269	4	2	1:39.835	38.408	32.965	28.462	219.5	6:52.238
5	1	1:44.393	39.725	35.169	29.499	236.8	8:57.662	5	2	1:39.496	38.357	32.918	28.221	220.4	8:31.734
6	1	1:43.607	39.495	34.980	29.132	235.8	10:41.269	6	2	1:40.036	38.626	32.840	28.570	222.6	10:11.770
7	1	1:44.496	40.065	34.742	29.689	235.8	12:25.765	7	2	1:39.875	38.764	32.780	28.331	218.6	11:51.645
8	1	1:44.640	40.143	34.889	29.608	234.2	14:10.405	8	2	1:40.601	38.655	33.312	28.634	219.0	13:32.246
9	1	1:44.745	40.205	34.912	29.628	234.7	15:55.150	9	2	1:40.173	38.837	32.892	28.444	218.6	15:12.419
10	1	1:44.727	40.090	35.036	29.601	234.2	17:39.877	10	2	1:40.218	38.751	32.892	28.575	219.0	16:52.637
11	1	1:43.870	39.713	34.750	29.407	236.3	19:23.747	11	2	1:40.435	38.917	32.995	28.523	219.0	18:33.072
12	1	1:58.507 P	39.882	39.421	39.204	237.3	21:22.254	12	2	1:41.826	39.001	33.083	29.742	219.5	20:14.898
13	1	3:17.277	2:12.551	35.428	29.298	111.8	24:39.531	13	2	3:32.307 P	1:05.210	1:43.438	43.659	138.8	23:47.205
14	1	1:44.205	40.084	34.951	29.170	234.7	26:23.736	14	2	3:08.389	2:05.058	34.363	28.968	118.1	26:55.594
15	1	1:43.488	39.781	34.605	29.102	234.7	28:07.224	15	2	1:42.816	40.192	34.068	28.556	220.8	28:38.410
16	1	1:43.429	39.841	34.581	29.007	236.3	29:50.653	16	2	1:42.002	39.686	33.702	28.614	221.7	30:20.412
17	1	1:42.757	39.621	34.098	29.038	236.8	31:33.410	17	2	1:41.167	39.319	33.378	28.470	222.2	32:01.579
18	1	1:42.628	39.572	33.931	29.125	231.7	33:16.038	18	2	1:41.795	39.498	33.515	28.782	223.1	33:43.374
19	1	1:43.058	39.836	34.152	29.070	237.3	34:59.096	19	2	1:42.320	39.676	33.717	28.927	223.6	35:25.694
20	1	1:43.674	40.011	34.482	29.181	234.2	36:42.770	20	2	1:42.212	39.555	33.907	28.750	221.3	37:07.906
21	1	1:43.633	39.914	34.608	29.111	234.7	38:26.403	21	2	1:42.418	39.535	34.006	28.877	220.4	38:50.324
22	1	1:43.331	39.710	34.487	29.134	237.8	40:09.734	22	2	1:42.221	39.901	33.602	28.718	219.0	40:32.545
23	1	1:44.140	40.139	34.640	29.361	233.7	41:53.874	23	2	1:41.714	39.421	33.525	28.768	220.4	42:14.259
24	1	1:43.595	39.703	34.655	29.237	235.8	43:37.469	24	2	1:42.686	39.665	34.145	28.876	219.9	43:56.945
25	1	1:45.456	39.682	36.425	29.349	236.3	45:22.925	25	2	1:42.401	39.371	34.019	29.011	219.5	45:39.346





Circuito del Jarama
SUPER CARS
Race - 1
Lap Analysis



90

1 Andrius Zemaitis

Porsche 981 Cayman MR

99

1 Jorge Rodrigues

Porsche 981 Cayman MR

GT4
BRONZE

2

PROGT

GT4
BRONZE

2 Francisco Carvalho

Lema Racing

Lap D	Time	Sector 1	Sector 2	Sector 3	T. Spd	Elapsed	Lap D	Time	Sector 1	Sector 2	Sector 3	T. Spd	Elapsed
1	1:58.141	50.715	36.962	30.464	183.6	1:58.141	1 1	1:56.356	49.145	36.438	30.773		1:56.356
2	1:48.896	43.250	35.382	30.264	225.0	3:47.037	2 1	1:48.018	42.498	35.601	29.919		3:44.374
3	1:45.502	40.570	34.967	29.965	210.5	5:32.539	3 1	1:46.050	40.974	35.147	29.929		5:30.424
4	1:46.932	41.232	35.288	30.412	218.6	7:19.471	4 1	1:45.627	40.806	35.020	29.801		7:16.051
5	1:46.816	40.846	35.510	30.460	231.7	9:06.287	5 1	1:45.539	40.635	35.028	29.876		9:01.590
6	1:47.119	41.967	35.191	29.961	227.3	10:53.406	6 1	1:46.365	41.670		2:16.241		10:47.955
7	1:44.562	40.001	34.659	29.902	229.7	12:37.968	7 1	1:46.224	40.812	35.407	30.005		12:34.179
8	1:43.936	39.826	34.499	29.611	232.2	14:21.904	8 1	1:46.072	41.162	35.047	29.863		14:20.251
9	1:44.914	40.264	34.887	29.763	232.2	16:06.818	9 1	1:46.226	41.230	35.148	29.848		16:06.477
10	1:47.964	42.181	35.675	30.108	231.7	17:54.782	10 1	1:47.797	42.243	35.575	29.979		17:54.274
11	1:47.485	41.722	35.506	30.257	232.7	19:42.267	11 1	1:46.693	41.601	35.102	29.990		19:40.967
12	2:05.507 P	41.868	42.258	41.381	230.7	21:47.774	12 1	2:03.956 P	42.450	42.433	39.073		21:44.923
13	3:11.750	2:06.879	34.927	29.944	102.9	24:59.524	13 1	3:15.031	2:10.406	34.879	29.746		24:59.954
14	1:44.189	40.026	34.512	29.651	228.8	26:43.713	14 1	1:44.731	40.196	34.912	29.623		26:44.685
15	1:44.257	40.093	34.567	29.597	231.7	28:27.970	15 1	1:44.042	40.072	34.601	29.369		28:28.727
16	1:43.700	39.753	34.377	29.570	232.2	30:11.670	16 1	1:43.589	39.757	34.670	29.162		30:12.316
17	1:44.031	39.974	34.326	29.731	230.2	31:55.701	17 1	1:43.607	39.892	34.408	29.307		31:55.923
18	1:47.389	42.431	35.111	29.847	228.8	33:43.090	18 1	1:45.718	41.451	34.798	29.469		33:41.641
19	1:46.458	41.858	34.755	29.845	232.7	35:29.548	19 1	1:45.161	40.386	34.592	30.183		35:26.802
20	1:44.441	40.108	34.662	29.671	229.2	37:13.989	20 1	1:46.021	40.738	34.804	30.479		37:12.823
21	1:44.950	40.165	34.538	30.247	234.7	38:58.939	21 1	1:44.355	40.233	34.527	29.595		38:57.178
22	1:44.541	39.928	34.649	29.964	232.2	40:43.480	22 1	1:45.374	40.590	34.891	29.893		40:42.552
23	1:45.091	40.414	34.756	29.921	231.2	42:28.571	23 1	1:45.342	40.636	34.938	29.768		42:27.894
24	1:46.293	40.359	35.334	30.600	232.2	44:14.864	24 1	1:45.674	40.464	35.440	29.770		44:13.568
25	1:44.802	40.508	34.505	29.789	231.7	45:59.666	25 1	1:45.323	40.688	34.937	29.698		45:58.891

93

1 Nico Abella

Peugeot Racing Cup

104

1 Cutillas

Peugeot 308 TCR

RC

2

Chefosport

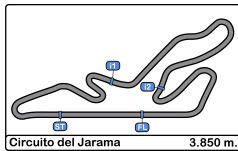
TCR

2

SMC Junior Team

Lap D	Time	Sector 1	Sector 2	Sector 3	T. Spd	Elapsed	Lap D	Time	Sector 1	Sector 2	Sector 3	T. Spd	Elapsed
1	1:54.083	47.722	36.314	30.047		1:54.083	1	1:55.403	49.715	36.188	29.500	156.0	1:55.403
2	1:43.094	39.879	34.167	29.048		3:37.177	2	1:46.818	41.904	34.418	30.496	205.3	3:42.221
3	1:42.800	39.949	33.904	28.947		5:19.977	3	1:43.063	40.023	34.128	28.912	219.9	5:25.284
4	1:42.559	39.705	33.904	28.950		7:02.536	4	1:43.672	39.980	34.044	29.648	222.2	7:08.956
5	1:42.642	39.661	34.042	28.939		8:45.178	5	1:42.665	40.206	33.929	28.530	222.6	8:51.621
6	1:42.978	39.766	34.105	29.107		10:28.156	6	1:41.527	39.480	33.507	28.540	228.3	10:33.148
7	1:42.947	39.997	33.910	29.040		12:11.103	7	1:47.680 P	39.514	33.348	34.818	229.2	12:20.828
8	1:43.273	40.039	34.086	29.148		13:54.376	8	3:51.317	2:47.857	34.209	29.251	89.2	16:12.145
9	1:43.264	40.170	34.004	29.090		15:37.640	9	1:42.914	40.016	33.911	28.987	227.8	17:55.059
10	1:43.582	40.027	34.184	29.371		17:21.222	10	1:45.937	41.423	34.876	29.638	218.1	19:40.996
11	1:43.416	40.073	34.014	29.329		19:04.638	11	1:58.569	41.513	42.587	34.469	227.3	21:39.565
12	1:45.024	40.102	34.325	30.597		20:49.662	12	2:12.957 P	48.994	40.185	43.778	143.4	23:52.522
13	2:58.699 P	41.116	1:33.724	43.859		23:48.361	13	2:34.371 P	1:21.825	34.173	38.373	94.9	26:26.893
14	3:04.094	2:01.254	33.781	29.059		26:52.455	14	2:21.327 P	1:10.486	34.238	36.603	57.3	28:48.220
15	1:42.383	39.726	33.744	28.913		28:34.838							
16	1:42.874	39.894	33.863	29.117		30:17.712							
17	1:42.436	39.811	33.726	28.899		32:00.148							
18	1:43.110	39.922	33.916	29.272		33:43.258							
19	1:43.783	40.691	33.976	29.116		35:27.041							
20	1:45.101	40.631	35.052	29.418		37:12.142							
21	1:43.319	40.082	34.008	29.229		38:55.461							
22	1:43.520	40.072	34.087	29.361		40:38.981							
23	1:44.375	40.499	34.290	29.586		42:23.356							
24	1:44.377	40.449	34.442	29.486		44:07.733							
25	1:44.982	40.823	34.639	29.520		45:52.715							





Circuito del Jarama
SUPER CARS
 Race - 1
 Lap Analysis



888

1 Francisco Gonçalves

Lotus Exige

GTC

2

888_Motorsport

Lap	D	Time	Sector 1	Sector 2	Sector 3	T. Spd	Elapsed
1		1:57.224	50.203	36.800	30.221	181.8	1:57.224
2		1:49.540	42.922	35.969	30.649	208.0	3:46.764
3		1:49.234	42.308	35.794	31.132	218.6	5:35.998
4		1:47.799	41.702	35.667	30.430	210.9	7:23.797
5		1:47.513	41.424	35.591	30.498	223.6	9:11.310
6		1:47.950	42.243	35.514	30.193	224.0	10:59.260
7		1:46.198	40.929	35.054	30.215	219.0	12:45.458
8		1:48.235	42.418	35.369	30.448	224.0	14:33.693
9		1:47.113	41.198	35.143	30.772	221.7	16:20.806
10		1:47.207	41.497	34.935	30.775	217.3	18:08.013
11		1:47.243	41.099	35.530	30.614	221.7	19:55.256
12		2:03.770 P	42.715	37.160	43.895	210.5	21:59.026
13		3:45.277	2:38.262	35.683	31.332	111.4	25:44.303
14		1:46.523	41.424	35.130	29.969	206.1	27:30.826
15		1:46.214	41.010	35.188	30.016	217.7	29:17.040
16		1:45.247	40.791	34.671	29.785	221.7	31:02.287
17		1:46.150	41.422	35.005	29.723	222.6	32:48.437
18		1:45.304	40.945	35.040	29.319	224.5	34:33.741
19		2:29.744	40.747	1:17.129	31.868	223.1	37:03.485
20		1:48.485	41.722	35.792	30.971	214.2	38:51.970
21		1:48.299	41.338	35.700	31.261	219.9	40:40.269
22		1:46.125	41.436	34.907	29.782	208.0	42:26.394
23		1:48.858	40.453	36.571	31.834	226.4	44:15.252
24		1:51.149	41.265	37.097	32.787	218.6	46:06.401

981

1 Piero dal Maso

Porsche 981 Cayman MR

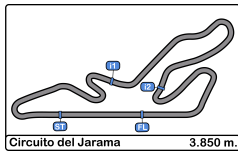
GT4
BRONZE

2 Nuno Nunes

Garagem João Gomes

Lap	D	Time	Sector 1	Sector 2	Sector 3	T. Spd	Elapsed
1	1	1:59.770	50.931	37.596	31.243	173.9	1:59.770
2	1	1:49.535	42.480	36.261	30.794	212.1	3:49.305
3	1	1:47.868	41.617	35.838	30.413	216.8	5:37.173
4	1	1:47.301	41.206	35.934	30.161	224.0	7:24.474
5	1	1:47.220	41.583	35.432	30.205	226.8	9:11.694
6	1	1:48.596	42.542	35.846	30.208	225.9	11:00.290
7	1	1:46.793	41.144	35.371	30.278	224.5	12:47.083
8	1	1:47.781	41.335	35.755	30.691	225.9	14:34.864
9	1	1:48.713	41.768	36.226	30.719	228.3	16:23.577
10	1	1:47.190	41.492	35.487	30.211	226.4	18:10.767
11	1	1:55.029 P	41.864	35.783	37.382	222.6	20:05.796
12	1	3:50.540	2:38.211	40.049	32.280	107.3	23:56.336
13	1	1:51.248	42.694	37.403	31.151	207.2	25:47.584
14	1	1:52.204	42.536	37.475	32.193	223.1	27:39.788
15	1	1:50.290	42.029	36.807	31.454	220.4	29:30.078
16	1	1:50.881	43.050	36.759	31.072	220.8	31:20.959
17	1	1:48.924	41.762	36.414	30.748	225.4	33:09.883
18	1	1:47.779	41.161	35.671	30.947	226.4	34:57.662
19	1	1:50.366	42.755	36.764	30.847	213.4	36:48.028
20	1	1:47.115	41.218	35.645	30.252	225.0	38:35.143
21	1	1:49.176	41.801	36.833	30.542	224.0	40:24.319
22	1	1:48.722	41.696	35.849	31.177	225.9	42:13.041
23	1	1:53.743	43.971	38.367	31.405	200.3	44:06.784
24	1	1:51.164	42.916	37.420	30.828	219.5	45:57.948





Circuito del Jarama
SUPER CARS
Race - 1
Analysis by Lap



Num	Lap Time	Gap
Lap 1		
24	1:45.676	
59	1:50.254	04.578
78	1:51.555	05.879
93	1:54.083	08.407
60	1:54.584	08.908
26	1:54.736	09.060
20	1:55.053	09.377
4	1:55.306	09.630
104	1:55.403	09.727
99	1:56.356	10.680
62	1:56.602	10.926
888	1:57.224	11.548
90	1:58.141	12.465
981	1:59.770	14.094
Num	Lap Time	Gap
Lap 2		
24	1:40.946	
59	1:40.889	04.521
78	1:40.601	05.534
93	1:43.094	10.555
4	1:46.036	14.720
60	1:47.607	15.569
104	1:46.818	15.599
20	1:48.639	17.070
99	1:48.018	17.752
62	1:48.368	18.348
888	1:49.540	20.142
90	1:48.896	20.415
981	1:49.535	22.683
26	2:17.662	45.776
Num	Lap Time	Gap
Lap 3		
24	1:40.905	
78	1:40.247	04.876
59	1:41.769	05.385
93	1:42.800	12.450
4	1:43.666	17.481
104	1:43.063	17.757
60	1:46.215	20.879

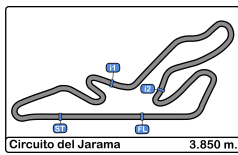
Num	Lap Time	Gap
20	1:46.263	22.428
99	1:46.050	22.897
62	1:47.108	24.551
90	1:45.502	25.012
888	1:49.234	28.471
981	1:47.868	29.646
26	1:45.751	50.622
Num	Lap Time	Gap
Lap 4		
24	1:41.681	
78	1:39.835	03.030
59	1:41.786	05.490
93	1:42.559	13.328
4	1:43.563	19.363
104	1:43.672	19.748
60	1:44.863	24.061
20	1:45.692	26.439
99	1:45.627	26.843
62	1:46.233	29.103
90	1:46.932	30.263
888	1:47.799	34.589
981	1:47.301	35.266
26	1:45.243	54.184
Num	Lap Time	Gap
Lap 5		
24	1:41.588	
78	1:39.496	00.938
59	1:42.044	05.946
93	1:42.642	14.382
104	1:42.665	20.825
4	1:44.253	22.028
60	1:44.393	26.866
20	1:45.019	29.870
99	1:45.539	30.794
62	1:47.186	34.701
90	1:46.816	35.491
888	1:47.513	40.514
981	1:47.220	40.898
26	1:44.688	57.284

Num	Lap Time	Gap
Lap 6		
78	1:40.036	
24	1:42.556	01.582
59	1:41.879	06.851
93	1:42.978	16.386
104	1:41.527	21.378
4	1:43.204	24.258
60	1:43.607	29.499
99	1:46.365	36.185
90	1:47.119	41.636
20	1:54.726	43.622
62	1:51.060	44.787
888	1:47.950	47.490
981	1:48.596	48.520
26	1:44.230	1:00.540
Num	Lap Time	Gap
Lap 7		
78	1:39.875	
24	1:41.289	02.996
59	1:42.132	09.108
93	1:42.947	19.458
4	1:43.836	28.219
104	1:47.680	29.183
60	1:44.496	34.120
99	1:46.224	42.534
90	1:44.562	46.323
20	1:45.841	49.588
62	1:48.212	53.124
888	1:46.198	53.813
981	1:46.793	55.438
26	1:44.955	1:05.620
Num	Lap Time	Gap
Lap 8		
78	1:40.601	
24	1:41.546	03.941
59	1:42.402	10.909
93	1:43.273	22.130
4	1:43.444	31.062
60	1:44.640	38.159
99	1:46.072	48.005

Num	Lap Time	Gap
90	1:43.936	49.658
62	1:48.677	1:01.200
888	1:48.235	1:01.447
981	1:47.781	1:02.618
26	1:45.388	1:10.407
Num	Lap Time	Gap
Lap 9		
78	1:40.173	
24	1:42.059	05.827
59	1:43.527	14.263
93	1:43.264	25.221
4	1:44.125	35.014
60	1:44.745	42.731
99	1:46.226	54.058
90	1:44.914	54.399
104	3:51.317	1 Lap
888	1:47.113	1:08.387
62	1:49.468	1:10.495
981	1:48.713	1:11.158
26	1:45.590	1:15.824
Num	Lap Time	Gap
Lap 10		
78	1:40.218	
24	1:43.198	08.807
59	1:43.003	17.048
93	1:43.582	28.585
4	1:44.436	39.232
60	1:44.727	47.240
99	1:47.797	1:01.637
90	1:47.964	1:02.145
104	1:42.914	1 Lap
888	1:47.207	1:15.376
981	1:47.190	1:18.130
62	1:50.117	1:20.394
26	1:45.575	1:21.181
Num	Lap Time	Gap
Lap 11		
78	1:40.435	
24	1:42.467	10.839
59	1:42.749	19.362

Num	Lap Time	Gap
93	1:43.416	31.566
4	1:43.652	42.449
60	1:43.870	50.675
99	1:46.693	1:07.895
104	1:45.937	1 Lap
90	1:47.485	1:09.195
888	1:47.243	1:22.184
981	1:55.029	1:32.724
26	1:54.370	1:35.116
62	1:59.340	1:39.299
Num	Lap Time	Gap
Lap 12		
78	1:41.826	
24	1:49.946	18.959
59	1:55.186	32.722
93	1:45.024	34.764
4	1:53.080	53.703
60	1:58.507	1:07.356
104	1:58.569	1 Lap
99	2:03.956	1:30.025
90	2:05.507	1:32.876
888	2:03.770	1:44.128
20	9:31.682	4 Laps
Num	Lap Time	Gap
Lap 13		
78	3:32.307	
26	3:40.118	1 Lap
93	2:58.699	01.156
4	2:41.236	02.632
62	3:37.952	1 Lap
104	2:12.957	1 Lap
24	3:22.160	08.812
981	3:50.540	1 Lap
59	3:13.551	13.966
20	1:58.198	4 Laps
60	3:17.277	52.326
90	3:11.750	1:12.319
99	3:15.031	1:12.749
26	1:48.329	1:49.430





Circuito del Jarama
SUPER CARS
 Race - 1
 Analysis by Lap



Num	Lap Time	Gap
Lap 14		
24	1:43.162	

62	1:50.181	1 Lap
888	3:45.277	1 Lap

59	1:43.182	05.174
981	1:51.248	1 Lap
60	1:44.205	44.557

104	2:34.371	1 Lap
90	1:44.189	1:04.534
99	1:44.731	1:05.506

4	2:56.911	1:07.569
93	3:04.094	1:13.276
78	3:08.389	1:16.415

Num	Lap Time	Gap
Lap 15		
24	1:41.974	

59	1:43.065	06.265
62	1:48.233	1 Lap
888	1:46.523	1 Lap

981	1:52.204	1 Lap
20	3:33.893	5 Laps
60	1:43.488	46.071

90	1:44.257	1:06.817
99	1:44.042	1:07.574
4	1:42.781	1:08.376

93	1:42.383	1:13.685
78	1:42.816	1:17.257
104	2:21.327	1 Lap

Num	Lap Time	Gap
Lap 16		
24	1:42.600	

26	1:50.544	1 Lap
59	1:43.444	07.109
62	1:46.928	1 Lap

888	1:46.214	1 Lap
981	1:50.290	1 Lap
20	1:46.531	5 Laps

60	1:43.429	46.900
90	1:43.700	1:07.917

Num	Lap Time	Gap
Lap 17		
24	1:44.297	

26	1:43.761	1 Lap
59	1:43.908	06.720
62	1:46.212	1 Lap

Num	Lap Time	Gap
Lap 18		
24	1:42.940	

26	1:42.750	1 Lap
59	1:44.431	08.211
62	1:46.104	1 Lap

888	1:46.150	1 Lap
20	1:46.582	5 Laps
981	1:48.924	1 Lap

60	1:42.628	45.048
4	1:44.508	1:09.659
99	1:45.718	1:10.651

90	1:47.389	1:12.100
93	1:43.110	1:12.268
78	1:41.795	1:12.384

Num	Lap Time	Gap
Lap 19		
24	1:44.504	

26	1:43.115	1 Lap
59	1:45.794	09.501
62	1:45.299	1 Lap

60	1:42.628	45.048
4	1:44.508	1:09.659
99	1:45.718	1:10.651

90	1:47.389	1:12.100
93	1:43.110	1:12.268
78	1:41.795	1:12.384

Num	Lap Time	Gap
Lap 20		
24	1:45.012	

26	1:42.722	1 Lap
59	1:47.814	12.303
62	1:46.693	1 Lap

20	1:46.208	5 Laps
60	1:43.674	42.264
981	1:50.366	1 Lap

888	2:29.744	1 Lap
78	1:42.212	1:07.400
4	1:44.865	1:08.927

93	1:45.101	1:11.636
99	1:46.021	1:12.317
90	1:44.441	1:13.483

Num	Lap Time	Gap
Lap 21		
24	1:46.524	

59	1:49.530	15.309
62	1:47.318	1 Lap
20	1:46.604	5 Laps

60	1:43.633	39.373
981	1:47.115	1 Lap
78	1:42.418	1:03.294

888	1:48.485	1 Lap
93	1:43.319	1:08.431
99	1:44.355	1:10.148

90	1:44.950	1:11.909
4	1:51.076	1:13.479
26	1:42.810	1:42.283

Num	Lap Time	Gap
Lap 22		
24	1:49.285	

59	1:49.741	15.765
62	1:47.379	1 Lap
20	1:45.668	5 Laps

60	1:43.331	33.419
981	1:49.176	1 Lap
78	1:42.221	56.230

93	1:43.520	1:02.666
888	1:48.299	1 Lap
99	1:45.374	1:06.237

90	1:44.541	1:07.165
26	1:42.695	1:35.693
4	2:16.428	1:40.622

Num	Lap Time	Gap
Lap 23		
24	1:51.024	

62	1:48.458	1 Lap
59	1:51.855	16.596
60	1:44.140	26.535

20	1:45.921	5 Laps
981	1:48.722	1 Lap
78	1:41.714	46.920

93	1:44.375	56.017
888	1:46.125	1 Lap
99	1:45.342	1:00.555

90	1:45.091	1:01.232
26	1:43.165	1:27.834
4	1:46.792	1:36.390

Num	Lap Time	Gap
Lap 24		
24	1:52.363	

62	1:48.443	1 Lap
59	1:49.908	14.141
60	1:43.595	17.767

78	1:42.686	37.243
981	1:53.743	1 Lap
93	1:44.377	48.031

99	1:45.674	53.866
90	1:46.293	55.162

Num	Lap Time	Gap
Lap 25		
24	1:54.608	

62	1:49.955	1 Lap
60	1:45.456	08.615
59	1:53.374	12.907

78	1:42.401	25.036
93	1:44.982	38.405
981	1:51.164	1 Lap

99	1:45.323	44.581
90	1:44.802	45.356
888	1:51.149	1 Lap

26	1:42.927	1:06.384
4	1:48.772	1:26.930

Num	Lap Time	Gap
Lap 26		
24	1:48.858	1 Lap

26	1:42.594	1:18.065
4	1:48.739	1:32.766

888	1:48.858	1 Lap
26	1:42.594	1:18.065
4	1:48.739	1:32.766

Num	Lap Time	Gap
Lap 27		
24	1:48.858	1 Lap

26	1:42.594	1:18.065
4	1:48.739	1:32.766

888	1:48.858	1 Lap
26	1:42.594	1:18.065
4	1:48.739	1:32.766

888	1:48.858	1 Lap
26	1:42.594	1:18.065
4	1:48.739	1:32.766

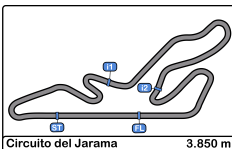
888	1:48.858	1 Lap
26	1:42.594	1:18.065
4	1:48.739	1:32.766

888	1:48.858	1 Lap
26	1:42.594	1:18.065
4	1:48.739	1:32.766

888	1:48.858	1 Lap
26	1:42.594	1:18.065
4	1:48.739	1:32.766

888	1:48.858	1 Lap
26	1:42.594	1:18.065
4	1:48.739	1:32.766



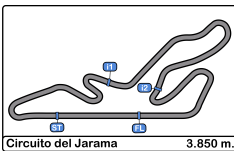


Circuito del Jarama
SUPER CARS
 Race - 1
Best Sectors Results



Sector - 1				Sector - 2				Sector - 3				Ideal Lap vs Best Lap				
Clas	Nº	Driver	Time	Nº	Driver	Time	Nº	Driver	Time	Clas	Nº	Driver	Ideal Lap	Best Lap	Clas	
1	78	Hall - Pino	38.357	78	Hall - Pino	32.780	59	Teixeira - Santos	28.088	1	78	Hall - Pino	1:39.358	1:39.496	1	
2	24	Gustavo Moura	38.926	24	Gustavo Moura	33.301	78	Hall - Pino	28.221	2	24	Gustavo Moura	1:40.523	1:40.905	3	
3	59	Teixeira - Santos	39.059	104	Cutillas	33.348	24	Gustavo Moura	28.296	3	59	Teixeira - Santos	1:40.741	1:40.889	2	
4	4	de Andrés - Aso Arjol	39.409	26	Moore - Hall	33.520	104	Cutillas	28.530	4	104	Cutillas	1:41.358	1:41.527	4	
5	104	Cutillas	39.480	59	Teixeira - Santos	33.594	93	Nico Abella	28.899	5	4	de Andrés - Aso Arjol	1:42.172	1:42.781	8	
6	60	Silva - Coimbra	39.495	93	Nico Abella	33.726	4	de Andrés - Aso Arjol	28.978	6	93	Nico Abella	1:42.286	1:42.383	5	
7	26	Moore - Hall	39.585	4	de Andrés - Aso Arjol	33.785	60	Silva - Coimbra	29.007	7	26	Moore - Hall	1:42.290	1:42.594	6	
8	93	Nico Abella	39.661	60	Silva - Coimbra	33.931	99	Rodrigues - Carvalho	29.162	8	60	Silva - Coimbra	1:42.433	1:42.628	7	
9	90	Andrius Zemaitis	39.753	90	Andrius Zemaitis	34.326	26	Moore - Hall	29.185	9	99	Rodrigues - Carvalho	1:43.327	1:43.589	9	
10	99	Rodrigues - Carvalho	39.757	99	Rodrigues - Carvalho	34.408	888	Francisco Gonçalves	29.319	10	90	Andrius Zemaitis	1:43.649	1:43.700	10	
11	20	Correia - Correia	40.166	888	Francisco Gonçalves	34.671	90	Andrius Zemaitis	29.570	11	888	Francisco Gonçalves	1:44.443	1:45.247	12	
12	62	Alfonso Colomina	40.400	20	Correia - Correia	34.767	62	Alfonso Colomina	29.584	12	20	Correia - Correia	1:44.583	1:45.019	11	
13	888	Francisco Gonçalves	40.453	62	Alfonso Colomina	35.315	20	Correia - Correia	29.650	13	62	Alfonso Colomina	1:45.299	1:45.299	13	
14	981	dal Maso - Nunes	41.144	981	dal Maso - Nunes	35.371	981	dal Maso - Nunes	30.161	14	981	dal Maso - Nunes	1:46.676	1:46.793	14	





Circuito del Jarama

SUPER CARS

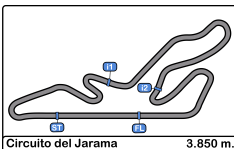
Race - 1

Leader Sequence



N°	Entrant/Team	Driver 1	Driver 2	Vehicle	Cat	Start Lap	End Lap	Laps	Total Laps
24	GC24 Motorsport	Gustavo Moura		Hyundai Elantra TCR	TCR	1	5	5	5
78	Tockwith Motorsport	Marmaduke Hall	<u>Nicolas Pino</u>	Ginetta G55	GT4 PRO	6	13	8	8
24	GC24 Motorsport	Gustavo Moura		Hyundai Elantra TCR	TCR	14	25	12	17



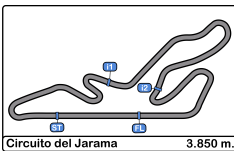


Circuito del Jarama
SUPER CARS
 Race - 1
Best 5 Lap Times



Cl	N°	Entrant/Team	Driver 1	Driver 2	Vehicle	Cat	Cl	Best 1		Best 2		Best 3		Best 4		Best 5	
								Time	Lap	Time	Lap	Time	Lap	Time	Lap	Time	Lap
1	78	Tockwith Motorsport	Marmaduke Hall	<u>Nicolas Pino</u>	Ginetta G55	GT4 PRO	1	1:39.496	5	1:39.835	4	1:39.875	7	1:40.036	6	1:40.173	9
2	59	JT59 Racing Team	<u>Daniel Teixeira</u>		CUPRA TCR	TCR	1	1:40.889	2	1:41.769	3	1:41.786	4	1:41.879	6	1:42.044	5
3	24	GC24 Motorsport	Gustavo Moura		Hyundai Elantra TCR	TCR	2	1:40.905	3	1:40.946	2	1:41.289	7	1:41.546	8	1:41.588	5
4	104	SMC Junior Team	Cutillas		Peugeot 308 TCR	TCR	3	1:41.527	6	1:42.665	5	1:42.914	9	1:43.063	3	1:43.672	4
5	93	Chefosport	Nico Abella		Peugeot Racing Cup	RC	1	1:42.383	15	1:42.436	17	1:42.559	4	1:42.642	5	1:42.800	3
6	26	Tockwith Motorsport	<u>Jemma Moore</u>	Aubrey Hall	Ginetta G50	GTC	1	1:42.594	24	1:42.695	22	1:42.722	19	1:42.750	17	1:42.810	21
7	60	SPORTS & YOU	<u>Luis Silva</u>	Antonio Coimbra	Mercedes AMG	GT4 BRONZE	1	1:42.628	18	1:42.757	17	1:43.058	19	1:43.331	22	1:43.429	16
8	4	SMC Junior Motorsport	Gonzalo de Andrés	<u>Guillermo Aso Arjol</u>	McLaren 570S GT4	GT4 PRO	2	1:42.781	15	1:43.204	6	1:43.249	17	1:43.363	16	1:43.444	8
9	99	Lema Racing	<u>Jorge Rodrigues</u>	Francisco Carvalho	Porsche 981 Cayman MR	GT4 BRONZE	2	1:43.589	16	1:43.607	17	1:44.042	15	1:44.355	21	1:44.731	14
10	90	PROGT	Andrius Zemaitis		Porsche 981 Cayman MR	GT4 BRONZE	3	1:43.700	16	1:43.936	8	1:44.031	17	1:44.189	14	1:44.257	15
11	20	JC Group Racing Team	José Correia	Gabriela Correia	Mercedes AMG	GT4 BRONZE	4	1:45.019	5	1:45.668	17	1:45.692	4	1:45.708	12	1:45.841	7
12	888	888_Motorsport	Francisco Gonçalves		Lotus Exige	GTC	2	1:45.247	16	1:45.304	18	1:46.125	22	1:46.150	17	1:46.198	7
13	62		Alfonso Colomina Fajardo		Peugeot 308 racing cup	RC	2	1:45.299	18	1:46.104	17	1:46.212	16	1:46.233	4	1:46.693	19
14	981	Garagem João Gomes	<u>Piero dal Maso</u>	Nuno Nunes	Porsche 981 Cayman MR	GT4 BRONZE	5	1:46.793	7	1:47.115	20	1:47.190	10	1:47.220	5	1:47.301	4





Circuito del Jarama

SUPER CARS

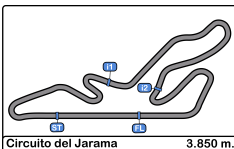
Race - 1

Best 5 Top Speeds



Cl	N°	Entrant/Team	Driver 1	Driver 2	Vehicle	Cat	Cl	Top 1		Top 2		Top 3		Top 4		Top 5		Avg
								Km/h	Lap	Km/h	Lap	Km/h	Lap	Km/h	Lap	Km/h	Lap	
1	4	SMC Junior Motorsport	Gonzalo de Andrés	<u>Guillermo Aso Arjol</u>	McLaren 570S GT4	GT4 PRO	1	241.6	18	238.9	8	237.8	16	236.8	9	236.3	12	238.3
2	60	SPORTS & YOU	<u>Luis Silva</u>	Antonio Coimbra	Mercedes AMG	GT4 BRONZE	1	237.8	22	237.3	12	237.3	19	236.8	5	236.8	17	237.2
3	90	PROGT	Andrius Zemaitis		Porsche 981 Cayman MR	GT4 BRONZE	2	234.7	21	232.7	11	232.7	19	232.2	8	232.2	9	232.9
4	26	Tockwith Motorsport	<u>Jemma Moore</u>	Aubrey Hall	Ginetta G50	GTC	1	230.7	7	230.2	15	229.7	10	229.2	8	228.8	6	229.7
5	104	SMC Junior Team	Cutillas		Peugeot 308 TCR	TCR	1	229.2	7	228.3	6	227.8	9	227.3	11	222.6	5	227.1
6	20	JC Group Racing Team	José Correia	Gabriela Correia	Mercedes AMG	GT4 BRONZE	3	228.8	4	226.8	12	226.4	15	226.4	16	222.6	19	226.2
7	981	Garagem João Gomes	<u>Piero dal Maso</u>	Nuno Nunes	Porsche 981 Cayman MR	GT4 BRONZE	4	228.3	9	226.8	5	226.4	10	226.4	18	225.9	6	226.7
8	888	888_Motorsport	Francisco Gonçalves		Lotus Exige	GTC	2	226.4	23	224.5	18	224.0	6	224.0	8	223.6	5	224.5
9	59	JT59 Racing Team	<u>Daniel Teixeira</u>		CUPRA TCR	TCR	2	225.9	5	222.2	3	217.7	14	217.3	8	216.8	18	220.0
10	78	Tockwith Motorsport	Marmaduke Hall	<u>Nicolas Pino</u>	Ginetta G55	GT4 PRO	2	223.6	19	223.1	18	222.6	6	222.2	3	222.2	17	222.7
11	62		Alfonso Colomina Fajardo		Peugeot 308 racing cup	RC	1	219.9	4	219.5	19	219.0	5	218.6	18	218.1	20	219.0





Circuito del Jarama

SUPER CARS

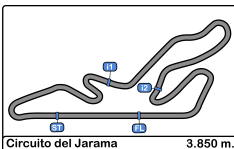
Race - 1

Fastest Laps Sequence



Lap	Time of Day	Session Time	Nº	Entrant/Team	Driver 1	Driver 2	Vehicle	Cat	Time	Km/h
2	11:07:02.619	3:26.619	24	GC24 Motorsport	Gustavo Moura		Hyundai Elantra TCR	TCR	1:40.946	137.3
2	11:07:07.140	3:31.140	59	JT59 Racing Team	<u>Daniel Teixeira</u>		CUPRA TCR	TCR	1:40.889	137.3
2	11:07:08.153	3:32.153	78	Tockwith Motorsport	Marmaduke Hall	<u>Nicolas Pino</u>	Ginetta G55	GT4 PRO	1:40.601	137.7
3	11:08:48.400	5:12.400	78	Tockwith Motorsport	Marmaduke Hall	<u>Nicolas Pino</u>	Ginetta G55	GT4 PRO	1:40.247	138.2
4	11:10:28.235	6:52.235	78	Tockwith Motorsport	Marmaduke Hall	<u>Nicolas Pino</u>	Ginetta G55	GT4 PRO	1:39.835	138.8
5	11:12:07.731	8:31.731	78	Tockwith Motorsport	Marmaduke Hall	<u>Nicolas Pino</u>	Ginetta G55	GT4 PRO	1:39.496	139.3





Circuito del Jarama

SUPER CARS

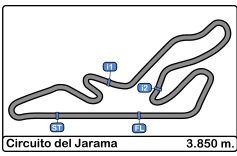
Race - 1

Event Best Maximum Speed



Nº	Entrant/Team	Driver 1	Driver 2	Vehicle	Cat	Km/h	Session
4	SMC Junior Motorsport	Gonzalo de Andrés	Guillermo Aso Arjol	McLaren 570S GT4	GT4 PRO	243.7	Qualifying - 2
66	Bullit Racing	Stephen Pattrick	Romain Monti	Mercedes AMG	GT4 PRO	238.9	Private test
60	SPORTS & YOU	Luis Silva	Antonio Coimbra	Mercedes AMG	GT4 BRONZE	238.4	Qualifying - 1
90	PROGT	Andrius Zemaitis		Porsche 981 Cayman MR	GT4 BRONZE	234.7	Race - 1
26	Tockwith Motorsport	Jemma Moore	Aubrey Hall	Ginetta G50	GTC	233.7	Private test
59	JT59 Racing Team	Daniel Teixeira		CUPRA TCR	TCR	229.7	Qualifying - 1
981	Garagem João Gomes	Piero dal Maso	Nuno Nunes	Porsche 981 Cayman MR	GT4 BRONZE	229.2	Qualifying - 2
104	SMC Junior Team	Cutillas		Peugeot 308 TCR	TCR	229.2	Race - 1
20	JC Group Racing Team	José Correia	Gabriela Correia	Mercedes AMG	GT4 BRONZE	228.8	Qualifying - 1
888	888_Motorsport	Francisco Gonçalves		Lotus Exige	GTC	228.3	Qualifying - 2
78	Tockwith Motorsport	Marmaduke Hall	Nicolas Pino	Ginetta G55	GT4 PRO	224.5	Qualifying - 1
62		Alfonso Colomina Fajardo		Peugeot 308 racing cup	RC	221.3	Qualifying - 2





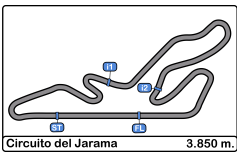
Circuito del Jarama
SUPER CARS
Race - 1
Lap Chart



LAP

Nr	Po	Grid	1	2	3	4	5	6	7	8	9	10	11	12	13	14	15	16	17	18	19	20	21	22	23	24	25	
78	1	78	24	24	24	24	24	78	78	78	78	78	78	78	78	24	24	24	24	24	24	24	24	24	24	24	24	
24	2	24	59	59	78	78	78	24	24	24	24	24	24	24	93	59	59	59	59	59	59	59	59	59	59	59	59	60
59	3	59	78	78	59	59	59	59	59	59	59	59	59	59	4	60	60	60	60	60	60	60	60	60	60	60	60	59
60	4	60	93	93	93	93	93	93	93	93	93	93	93	93	24	90	90	90	90	4	4	78	78	78	78	78	78	
93	5	93	60	4	4	4	104	104	4	4	4	4	4	4	59	99	99	99	99	99	78	4	93	93	93	93	93	
26	6	26	26	60	104	104	4	4	104	60	60	60	60	60	60	4	4	4	4	90	99	93	99	99	99	99	99	
888	7	888	20	104	60	60	60	60	60	99	99	99	99	99	90	93	93	93	93	93	93	99	90	90	90	90	90	
20	8	20	4	20	20	20	20	99	99	90	90	90	90	90	99	78	78	78	78	78	90	90	4	26	26	26	26	
99	9	99	104	99	99	99	99	90	90	62	888	888	888	888	26	26	26	26	26	26	26	26	26	4	4	4	4	
90	10	90	99	62	62	62	62	20	20	888	62	981	981	26	62	62	62	62	62	62	62	62	62	62	62	62	62	
62	11	62	62	888	90	90	90	62	62	981	981	62	26	62	888	888	888	888	888	888	981	981	981	981	981	981	981	
981	12	981	888	90	888	888	888	888	888	26	26	26	62	104	981	981	981	981	981	981	888	888	888	888	888	888	888	
4	13	4	90	981	981	981	981	981	981	104	104	104	104	981	104	104	20	20	20	20								
104	14	104	981	26	26	26	26	26	26	20	20	20	20	20	20	20												

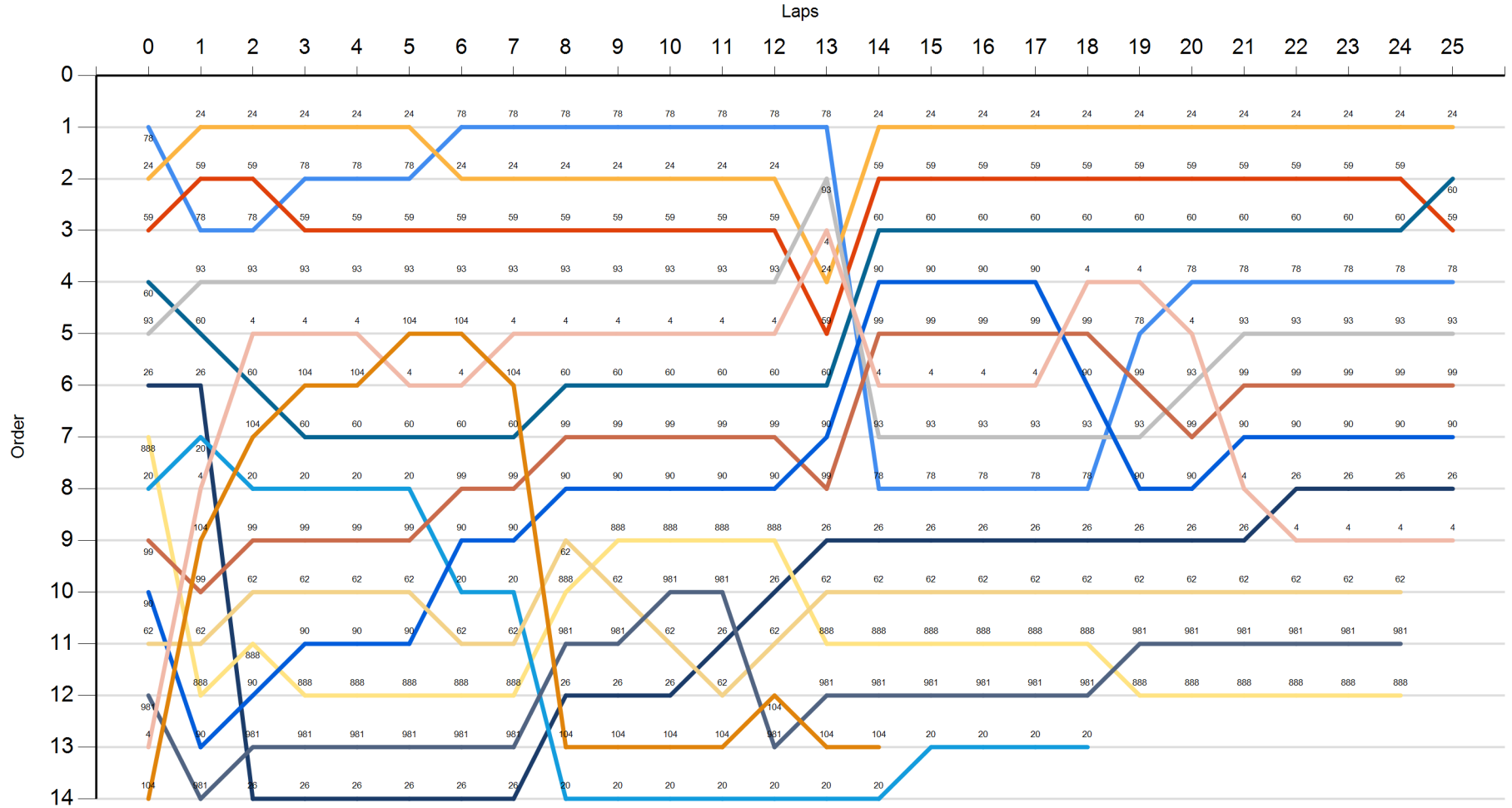


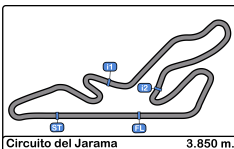


Circuito del Jarama
 SUPER CARS
 Race - 1
 Graphic Lap Chart



- 78
- 24
- 59
- 60
- 93
- 26
- 888
- 20
- 99
- 90
- 62
- 981
- 4
- 104





Circuito del Jarama
SUPER CARS
Race - 1
Pit Stop Analysis



Nr.	In Day Time	Entrant/Team	Driver 1	Driver 2	Vehicle	Cat	In Time	Stop N°	Pit Time	Handicap	Penalty
981	11:23:38.333	Garagem João Gomes	<u>Piero dal Maso</u>	Nuno Nunes	Porsche 981 Cayman MR	GT4 BRONZE	20:02.336	1	1:59.661	1:24	
26	11:23:41.283	Tockwith Motorsport	<u>Jemma Moore</u>	Aubrey Hall	Ginetta G50	GTC	20:05.286	1	1:49.123	1:24	
62	11:23:44.129		Alfonso Colomina Fajardo		Peugeot 308 racing cup	RC	20:08.132	1	1:51.153		
24	11:24:06.670	GC24 Motorsport	Gustavo Moura		Hyundai Elantra TCR	TCR	20:30.673	1	1:31.925	1:24	
59	11:24:20.588	JT59 Racing Team	<u>Daniel Teixeira</u>		CUPRA TCR	TCR	20:44.591	1	1:31.269	1:24	
60	11:24:55.034	SPORTS & YOU	<u>Luis Silva</u>	Antonio Coimbra	Mercedes AMG	GT4 BRONZE	21:19.037	1	1:37.900	1:24	
99	11:25:17.983	Lema Racing	<u>Jorge Rodrigues</u>	Francisco Carvalho	Porsche 981 Cayman MR	GT4 BRONZE	21:41.986	1	1:33.355	1:24	
90	11:25:20.010	PROGT	Andrius Zemaitis		Porsche 981 Cayman MR	GT4 BRONZE	21:44.013	1	1:30.067	1:24	
888	11:25:31.761	888_Motorsport	Francisco Gonçalves		Lotus Exige	GTC	21:55.764	1	2:01.648	1:24	
78	11:27:20.028	Tockwith Motorsport	Marmaduke Hall	<u>Nicolas Pino</u>	Ginetta G55	GT4 PRO	23:44.031	1	1:30.605	1:24	
93	11:27:21.020	Chefosport	Nico Abella		Peugeot Racing Cup	RC	23:45.023	1	1:27.683	1:24	
4	11:27:22.457	SMC Junior Motorsport	Gonzalo de Andrés	<u>Guillermo Aso Arjol</u>	McLaren 570S GT4	GT4 PRO	23:46.460	1	1:17.894	1:24	-6.106
104	11:27:25.475	SMC Junior Team	Cutillas		Peugeot 308 TCR	TCR	23:49.478	2	46.520	1:24	-37.480
20	11:27:42.899	JC Group Racing Team	José Correia	Gabriela Correia	Mercedes AMG	GT4 BRONZE	24:06.902	1	1:52.546	1:24	
104	11:29:57.394	SMC Junior Team	Cutillas		Peugeot 308 TCR	TCR	26:21.397	3	33.248	1:24	-50.752
4	11:42:33.420	SMC Junior Motorsport	Gonzalo de Andrés	<u>Guillermo Aso Arjol</u>	McLaren 570S GT4	GT4 PRO	38:57.423	2	34.995	1:24	-49.005

