

SUPER CARS

ESTORIL SUPER RACING SERIES 10 e 11 JULHO 2021 CORRIDA 2 (45 Minutos)

Classificação Final

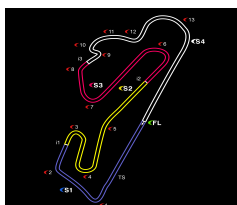
Nº Pilotos	Equipa	Carro	Cl.	Vlts.	Tempo Total	Dif. km/h	Melhor Volta				
							Vlt.	Tempo km/h			
1	66 R. Monti / S. Patrick	BULLIT RACING	Mercedes AMG	GT4 PRO	24	45:02.011	-	133.1	15	1:42.491	146.2
2	59 D. Teixeira	JT59 RACING TEAM	CUPRA TCR	TCR	24	45:02.765	+0.754	133.1	14	1:42.211	146.6
3	24 G. Moura / L. Cidade	Gustavo Moura	Hyundai Elantra TCR	TCR	24	45:08.459	+6.448	132.8	18	1:43.253	145.1
4	50 J. Silva / P. Silva	Jorge Silva	Audi RS3 LMS TCR	TCR	24	45:34.780	+32.769	131.5	14	1:43.481	144.8
5	60 A. Coimbra / L. Silva	SPORTS & YOU	Mercedes AMG	GT4 BRO†	24	45:49.054	+47.043	130.8	14	1:43.561	144.7
6	4 G. Aso / G. de Andrés	SMC MOTORSPORT	McLaren 570S GT4	GT4 PRO	24	45:54.905	+52.894	130.6	13	1:44.242	143.8
7	11 P. Marques	Pedro Marques	Porsche 911.1 Cup 3.8	GTC	24	46:02.784	+1:00.773	130.2	3	1:46.106	141.2
8	90 A. Zemaitis	PROGT	Porsche 981 Cayman MR	GT4 BRO†	24	46:09.732	+1:07.721	129.9	19	1:45.266	142.4
9	40 M. Sousa / L. Silva	Manuel Sousa	Cupra TCR	TCR	23	46:30.767	1 Vlt.	123.5	3	1:48.788	137.8
10	20 J. Correia / G. Correia	JC GROUP RACING TEAM	Mercedes AMG	GT4 BRO†	23	46:38.990	1 Vlt.	123.2	7	1:45.113	142.6
Desistiram											
	26 J. Moore / P. Sousa	TOCKWITH MOTORSPORT	Ginetta G50	GTC	7	12:20.305			7	1:43.893	144.3
Não Partiram											
	888 F. Gonçalves	Francisco Gonçalves	Lotus Exige	GTC	2	45:35.739			2	1:52.209	133.6
	981 J. Silva / N. Pino	João Silva	Porsche 981 Cayman MR	GT4 PRO							
			Pole	Luis Cidade		1:42.699					
Melhor Tempo:			Vlt. 14	Daniel Teixeira		1:42.211		146.6 km/h			

Hora da publicação:

Estado da pista: **SECO**

Comissários Desportivos: José Sabido Paula Rodrigues João Pinho			Timekeeper:
---	--	--	--------------------





SUPER CARS

ESTORIL SUPER RACING SERIES 10 e 11 JULHO 2021

CORRIDA 2

Classificação Final por classe

Nº Pilotos	Equipa	Carro	Tempo	Vlt. Total	Dif.	km/h
GT4 BRONZE						
1 60 A. Coimbra / L. Silva	SPORTS & YOU	Mercedes AMG	1:43.561	14 24		144.7
2 90 A. Zemaítis	PROGT	Porsche 981 Cayman MR	1:45.266	19 24	+20.678 +20.678	142.4
3 20 J. Correia / G. Correia	JC GROUP RACING TEAM	Mercedes AMG	1:45.113	7 23	1 Laps 1 Laps	142.6
GT4 PRO						
1 66 R. Monti / S. Patrick	BULLIT RACING	Mercedes AMG	1:42.491	15 24		146.2
2 4 G. Aso / G. de Andrés	SMC MOTORSPORT	McLaren 570S GT4	1:44.242	13 24	+52.894 +52.894	143.8
■ Não Partiram						
981 J. Silva / N. Pino	João Silva	Porsche 981 Cayman MR			24 Laps 24 Laps	
GTC						
1 11 P. Marques	Pedro Marques	Porsche 911.1 Cup 3.8	1:46.106	3 24		141.2
■ Desistiram						
26 J. Moore / P. Sousa	TOCKWITH MOTORSPORT	Ginetta G50	1:43.893	7 7	17 Laps 17 Laps	144.3
■ Não Partiram						
888 F. Gonçalves	Francisco Gonçalves	Lotus Exige	1:52.209	2 2		133.6
TCR						
1 59 D. Teixeira	JT59 RACING TEAM	CUPRA TCR	1:42.211	14 24		146.6
2 24 G. Moura / L. Cidade	Gustavo Moura	Hyundai Elantra TCR	1:43.253	18 24	+5.694 +5.694	145.1
3 50 J. Silva / P. Silva	Jorge Silva	Audi RS3 LMS TCR	1:43.481	14 24	+32.015 +26.321	144.8
4 40 M. Sousa / L. Silva	Manuel Sousa	Cupra TCR	1:48.788	3 23	1 Laps 1 Laps	137.8

Hora da publicação:

Estado da pista: **SECO**

Comissários Desportivos: José Sabido Paula Rodrigues João Pinho	Timekeeper:
---	--------------------





SUPER CARS

ESTORIL SUPER RACING SERIES 10 e 11 JULHO 2021

CORRIDA 2 (45 Minutos)

Grelha Final

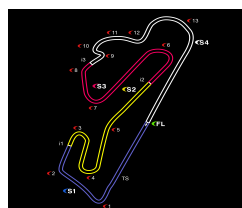
Nicolas Pino	João Silva	981	- 7 -		
Luis Silva	Manuel Sousa	40	- 6 -	66	BULLIT RACING Stephen Patrick
Francisco Gonçalves	Francisco Gonçalves	888	- 5 -	20	JC GROUP RACING TEAM Gabriela Correia
Andrius Zemaitis	PROGT	90	- 4 -	11	Pedro Marques Pedro Marques
Luis Silva	SPORTS & YOU	60	- 3 -	4	SMC MOTORSPORT Gonzalo de Andrés
Pedro Silva	Jorge Silva	50	- 2 -	26	TOCKWITH MOTORSPORT Jemma Moore
Luis Cidade	Gustavo Moura	24	- 1 -	59	JT59 RACING TEAM Daniel Teixeira

Pole



Comissários Desportivos: José Sabido Paula Rodrigues João Pinho	Timekeeper:
---	--------------------





SUPER CARS

ESTORIL SUPER RACING SERIES 10 e 11 JULHO 2021 CORRIDA 2

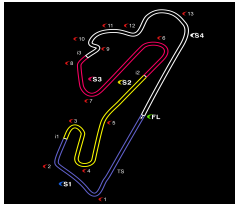
Classificação Final de voltas mais rápidas

Nº	Equipa	Carro	Classe	Piloto	Tempo	Vlt.	Total	Dif.	km/h
1	59 JT59 RACING TEAM	CUPRA TCR	TCR	Daniel Teixeira	1:42.211	14	24		146.6
2	66 BULLIT RACING	Mercedes AMG	GT4 PRO	Romain Monti	1:42.491	4	13	0.280	0.280 146.2
3	24 Gustavo Moura	Hyundai Elantra TCR	TCR	Gustavo Moura	1:43.253	5	11	1.042	0.762 145.1
4	50 Jorge Silva	Audi RS3 LMS TCR	TCR	Jorge Silva	1:43.481	2	12	1.270	0.228 144.8
5	60 SPORTS & YOU	Mercedes AMG	GT4 BRONZ	Antonio Coimbra	1:43.561	3	13	1.350	0.080 144.7
6	24 Gustavo Moura	Hyundai Elantra TCR	TCR	Luis Cidade	1:43.610	11	13	1.399	0.049 144.6
7	26 TOCKWITH MOTORSPORT	Ginetta G50	GTC	Jemma Moore	1:43.893	7	7	1.682	0.283 144.3
8	4 SMC MOTORSPORT	McLaren 570S GT4	GT4 PRO	Gonzalo de Andrés	1:44.242	13	14	2.031	0.349 143.8
9	50 Jorge Silva	Audi RS3 LMS TCR	TCR	Pedro Silva	1:44.443	7	12	2.232	0.201 143.5
10	60 SPORTS & YOU	Mercedes AMG	GT4 BRONZ	Luis Silva	1:44.774	7	11	2.563	0.331 143.0
11	20 JC GROUP RACING TEAM	Mercedes AMG	GT4 BRONZ	Gabriela Correia	1:45.113	7	13	2.902	0.339 142.6
12	4 SMC MOTORSPORT	McLaren 570S GT4	GT4 PRO	Guillermo Aso	1:45.181	10	10	2.970	0.068 142.5
13	90 PROGT	Porsche 981 Cayman MR	GT4 BRONZ	Andrius Zemaitis	1:45.266	19	24	3.055	0.085 142.4
14	11 Pedro Marques	Porsche 911.1 Cup 3.8	GTC	Pedro Marques	1:46.106	3	24	3.895	0.840 141.2
15	20 JC GROUP RACING TEAM	Mercedes AMG	GT4 BRONZ	José Correia	1:46.651	4	10	4.440	0.545 140.5
16	66 BULLIT RACING	Mercedes AMG	GT4 PRO	Stephen Patrick	1:46.883	7	11	4.672	0.232 140.2
17	40 Manuel Sousa	Cupra TCR	TCR	Luis Silva	1:48.788	3	12	6.577	1.905 137.8
18	888 Francisco Gonçalves	Lotus Exige	GTC	Francisco Gonçalves	1:52.209	2	2	9.998	3.421 133.6
19	40 Manuel Sousa	Cupra TCR	TCR	Manuel Sousa	1:53.823	4	11	11.612	1.614 131.7
20	26 TOCKWITH MOTORSPORT	Ginetta G50	GTC	Paulo Sousa					
21	981 João Silva	Porsche 981 Cayman MR	GT4 PRO	Nicolas Pino					
22	981 João Silva	Porsche 981 Cayman MR	GT4 PRO	João Silva					

Hora da publicação:

Comissários Desportivos: José Sabido Paula Rodrigues João Pinho	Timekeeper:
---	--------------------





SUPER CARS

ESTORIL SUPER RACING SERIES 10 e 11 JULHO 2021

Depois de CORRIDA 2

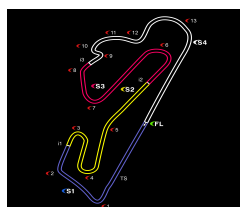
Classificação Final de voltas mais rápidas

Nº	Equipa	Carro	Classe	Piloto	Tempo	Vlts.	Dif.	km/h	Sessão
1	59 JT59 RACING TEAM	CUPRA TCR	TCR	Daniel Teixeira	1:42.211	78		146.6	CORRIDA 2
2	24 Gustavo Moura	Hyundai Elantra TCR	TCR	Gustavo Moura	1:42.326	48	0.115	146.5	TREINOS LIVRES 1
3	66 BULLIT RACING	Mercedes AMG	GT4 PRO	Romain Monti	1:42.491	34	0.280	146.2	CORRIDA 2
4	24 Gustavo Moura	Hyundai Elantra TCR	TCR	Luis Cidade	1:42.699	23	0.488	145.9	TREINOS CRONOME
5	50 Jorge Silva	Audi RS3 LMS TCR	TCR	Pedro Silva	1:43.022	32	0.811	145.5	TREINOS CRONOME
6	60 SPORTS & YOU	Mercedes AMG	GT4 BRONZI	Antonio Coimbra	1:43.040	62	0.829	145.4	CORRIDA 1
7	50 Jorge Silva	Audi RS3 LMS TCR	TCR	Jorge Silva	1:43.059	45	0.848	145.4	TREINOS LIVRES 1
8	4 SMC MOTORSPORT	McLaren 570S GT4	GT4 PRO	Gonzalo de Andrés	1:43.813	53	1.602	144.4	CORRIDA 1
9	60 SPORTS & YOU	Mercedes AMG	GT4 BRONZI	Luis Silva	1:43.874	28	1.663	144.3	CORRIDA 1
10	26 TOCKWITH MOTORSPORT	Ginetta G50	GTC	Jemma Moore	1:43.893	48	1.682	144.3	CORRIDA 2
11	4 SMC MOTORSPORT	McLaren 570S GT4	GT4 PRO	Guillermo Aso	1:44.065	30	1.854	144.0	TREINOS CRONOME
12	66 BULLIT RACING	Mercedes AMG	GT4 PRO	Stephen Patrick	1:44.305	47	2.094	143.7	TREINOS LIVRES 2
13	11 Pedro Marques	Porsche 911.1 Cup 3.8	GTC	Pedro Marques	1:44.462	74	2.251	143.5	CORRIDA 1
14	20 JC GROUP RACING TEAM	Mercedes AMG	GT4 BRONZI	José Correia	1:44.863	22	2.652	142.9	CORRIDA 1
15	90 PROGT	Porsche 981 Cayman MR	GT4 BRONZI	Andrius Zemaitis	1:45.072	86	2.861	142.6	TREINOS CRONOME
16	20 JC GROUP RACING TEAM	Mercedes AMG	GT4 BRONZI	Gabriela Correia	1:45.113	26	2.902	142.6	CORRIDA 2
17	40 Manuel Sousa	Cupra TCR	TCR	Luis Silva	1:47.247	23	5.036	139.7	CORRIDA 1
18	26 TOCKWITH MOTORSPORT	Ginetta G50	GTC	Paulo Sousa	1:47.274	18	5.063	139.7	TREINOS CRONOME
19	40 Manuel Sousa	Cupra TCR	TCR	Manuel Sousa	1:47.555	36	5.344	139.3	TREINOS LIVRES 2
20	888 Francisco Gonçalves	Lotus Exige	GTC	Francisco Gonçalves	1:47.982	42	5.771	138.8	CORRIDA 1
21	981 João Silva	Porsche 981 Cayman MR	GT4 PRO	João Silva	1:48.270	7	6.059	138.4	TREINOS LIVRES 1
22	981 João Silva	Porsche 981 Cayman MR	GT4 PRO	Nicolas Pino					

Hora da publicação:

Comissários Desportivos: José Sabido Paula Rodrigues João Pinho	Timekeeper:
---	--------------------





SUPER CARS

ESTORIL SUPER RACING SERIES 10 e 11 JULHO 2021

Depois de CORRIDA 2

Classificação Final de voltas mais rápidas por piloto e classe

Nº	Equipa	Carro	Classe	Piloto	Tempo	Vlts.	Dif.	km/h	Sessão
GT4 BRONZE									
1	60 SPORTS & YOU	Mercedes AMG	GT4 BRONZE	Antonio Coimbra	1:43.040	62		145.4	CORRIDA 1
2	60 SPORTS & YOU	Mercedes AMG	GT4 BRONZE	Luis Silva	1:43.874	28	0.834	144.3	CORRIDA 1
3	20 JC GROUP RACING TEAM	Mercedes AMG	GT4 BRONZE	José Correia	1:44.863	22	1.823	142.9	CORRIDA 1
4	90 PROGT	Porsche 981 Cayman MR	GT4 BRONZE	Andrius Zemaitis	1:45.072	86	2.032	142.6	TREINOS CRONOMETRADO
5	20 JC GROUP RACING TEAM	Mercedes AMG	GT4 BRONZE	Gabriela Correia	1:45.113	26	2.073	142.6	CORRIDA 2
GT4 PRO									
1	66 BULLIT RACING	Mercedes AMG	GT4 PRO	Romain Monti	1:42.491	34		146.2	CORRIDA 2
2	4 SMC MOTORSPORT	McLaren 570S GT4	GT4 PRO	Gonzalo de Andrés	1:43.813	53	1.322	144.4	CORRIDA 1
3	4 SMC MOTORSPORT	McLaren 570S GT4	GT4 PRO	Guillermo Aso	1:44.065	30	1.574	144.0	TREINOS CRONOMETRADO
4	66 BULLIT RACING	Mercedes AMG	GT4 PRO	Stephen Patrick	1:44.305	47	1.814	143.7	TREINOS LIVRES 2
5	981 João Silva	Porsche 981 Cayman MR	GT4 PRO	João Silva	1:48.270	7	5.779	138.4	TREINOS LIVRES 1
	981 João Silva	Porsche 981 Cayman MR	GT4 PRO	Nicolas Pino					
GTC									
1	26 TOCKWITH MOTORSPORT	Ginetta G50	GTC	Jemma Moore	1:43.893	48		144.3	CORRIDA 2
2	11 Pedro Marques	Porsche 911.1 Cup 3.8	GTC	Pedro Marques	1:44.462	74	0.569	143.5	CORRIDA 1
3	26 TOCKWITH MOTORSPORT	Ginetta G50	GTC	Paulo Sousa	1:47.274	18	3.381	139.7	TREINOS CRONOMETRADO
4	888 Francisco Gonçalves	Lotus Exige	GTC	Francisco Gonçalves	1:47.982	42	4.089	138.8	CORRIDA 1
TCR									
1	59 JT59 RACING TEAM	CUPRA TCR	TCR	Daniel Teixeira	1:42.211	78		146.6	CORRIDA 2
2	24 Gustavo Moura	Hyundai Elantra TCR	TCR	Gustavo Moura	1:42.326	48	0.115	146.5	TREINOS LIVRES 1
3	24 Gustavo Moura	Hyundai Elantra TCR	TCR	Luis Cidade	1:42.699	23	0.488	145.9	TREINOS CRONOMETRADO
4	50 Jorge Silva	Audi RS3 LMS TCR	TCR	Pedro Silva	1:43.022	32	0.811	145.5	TREINOS CRONOMETRADO
5	50 Jorge Silva	Audi RS3 LMS TCR	TCR	Jorge Silva	1:43.059	45	0.848	145.4	TREINOS LIVRES 1
6	40 Manuel Sousa	Cupra TCR	TCR	Luis Silva	1:47.247	23	5.036	139.7	CORRIDA 1
7	40 Manuel Sousa	Cupra TCR	TCR	Manuel Sousa	1:47.555	36	5.344	139.3	TREINOS LIVRES 2

Hora da publicação:

Comissários Desportivos:			Timekeeper:
José Sabido	Paula Rodrigues	João Pinho	





SUPER CARS

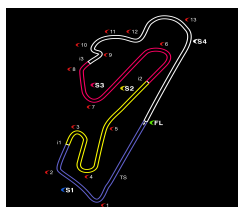
ESTORIL SUPER RACING SERIES 10 e 11 JULHO 2021

CORRIDA 2

Gráfico de Voltas

Nº	Pos	Greilha	Vit.																							
			1	2	3	4	5	6	7	8	9	10	11	12	13	14	15	16	17	18	19	20	21	22	23	24
24	1	24	24	24	24	24	24	24	24	24	24	24	24	24	24	24	24	24	24	24	24	24	24	24	24	24
59	2	59	59	59	59	59	59	59	59	59	59	59	59	4	4	90	59	66	66	66	66	66	66	66	66	66
50	3	50	26	26	26	26	26	26	26	4	4	4	4	59	90	59	24	24	24	24	24	24	24	24	24	
26	4	26	50	50	50	50	4	4	4	50	50	50	50	90	59	24	66	4	4	4	4	4	4	4	50	
60	5	60	4	4	4	4	50	50	50	60	60	60	90	50	66	66	4	60	50	50	50	50	50	60	60	
4	6	4	11	11	11	11	60	60	60	90	90	90	60	40	50	50	50	90	90	90	90	90	60	60	4	
90	7	90	60	60	60	60	90	90	90	66	66	66	40	66	60	60	60	90	11	11	11	60	11	11	11	
11	8	11	20	90	90	90	66	66	66	11	11	11	66	60	11	11	11	60	60	60	11	90	90	90		
888	9	888	90	66	66	66	40	40	11	40	40	40	11	11	40	40	40	40	40	40	40	40	40	40		
20	10	20	66	40	40	40	11	11	40	20	20	20	20	20	20	20	20	20	20	20	20	20	20	20		
40	11	40	40	20	20	20	20	20	20																	
66	12	66	888	888																						
981	13	981																								





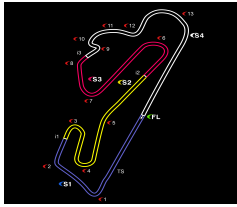
SUPER CARS

ESTORIL SUPER RACING SERIES 10 e 11 JULHO 2021 CORRIDA 2

Melhores tempos intermédios

Inter. 1		Inter. 2		Inter. 3		Nº Equipa	Classe	Volta Ideal	Melhor Volta		
Nº Piloto	Tempo	Nº Piloto	Tempo	Nº Piloto	Tempo						
1	66 R.Monti	21.741	66 R.Monti	27.270	59 D.Teixeira	52.899	1	59 JT59 RACING TEAM	TCR	1:42.207	1:42.211 (1)
2	60 A.Coimbra	21.749	59 D.Teixeira	27.288	66 R.Monti	53.384	2	66 BULLIT RACING	GT4 PRO	1:42.395	1:42.491 (2)
3	24 L.Cidade	21.995	24 G.Moura	27.353	24 G.Moura	53.604	3	24 Gustavo Moura	TCR	1:42.952	1:43.253 (3)
4	59 D.Teixeira	22.020	50 J.Silva	27.387	50 J.Silva	54.053	4	50 Jorge Silva	TCR	1:43.481	1:43.481 (4)
5	50 J.Silva	22.041	26 J.Moore	27.468	26 J.Moore	54.107	5	60 SPORTS & YOU	GT4 BRONZE	1:43.496	1:43.561 (5)
6	26 J.Moore	22.084	60 A.Coimbra	27.500	20 G.Correia	54.238	6	26 TOCKWITH MOTORSPORT	GTC	1:43.659	1:43.893 (6)
7	4 G.de Andrés	22.163	4 G.de Andrés	27.509	60 A.Coimbra	54.247	7	4 SMC MOTORSPORT	GT4 PRO	1:44.161	1:44.242 (7)
8	20 G.Correia	22.246	11 P.Marques	27.647	4 G.de Andrés	54.489	8	20 JC GROUP RACING TEAM	GT4 BRONZE	1:44.378	1:45.113 (8)
9	90 A.Zemaitis	22.417	90 A.Zemaitis	27.696	90 A.Zemaitis	55.067	9	90 PROGT	GT4 BRONZE	1:45.180	1:45.266 (9)
10	11 P.Marques	22.459	20 G.Correia	27.894	11 P.Marques	55.406	10	11 Pedro Marques	GTC	1:45.512	1:46.106 (10)
11	40 L.Silva	23.031	40 L.Silva	28.514	40 L.Silva	56.558	11	40 Manuel Sousa	TCR	1:48.103	1:48.788 (11)
12	888 F.Gonçalves	23.721	888 F.Gonçalves	30.031	888 F.Gonçalves	58.457	12	888 Francisco Gonçalves	GTC	1:52.209	1:52.209 (12)





SUPER CARS

ESTORIL SUPER RACING SERIES 10 e 11 JULHO 2021

Depois de CORRIDA 2

Velocidade máxima do evento

Nº Equipa	Carro	Classe	Piloto	V.Máx	Vlt.	Sessão	
60	SPORTS & YOU	Mercedes AMG	GT4 BRONZE	Antonio Coimbra	253.2	16	CORRIDA 2
4	SMC MOTORSPORT	McLaren 570S GT4	GT4 PRO	Guillermo Aso	250.9	16	CORRIDA 2
50	Jorge Silva	Audi RS3 LMS TCR	TCR	Jorge Silva	250.4	2	CORRIDA 1
66	BULLIT RACING	Mercedes AMG	GT4 PRO	Romain Monti	250.4	6	CORRIDA 1
26	TOCKWITH MOTORSPORT	Ginetta G50	GTC	Jemma Moore	249.2	14	CORRIDA 1
24	Gustavo Moura	Hyundai Elantra TCR	TCR	Gustavo Moura	248.1	5	TREINOS LIVRES 1
90	PROGT	Porsche 981 Cayman MR	GT4 BRONZE	Andrius Zemaitis	248.1	2	CORRIDA 1
11	Pedro Marques	Porsche 911.1 Cup 3.8	GTC	Pedro Marques	247.6	16	CORRIDA 1
20	JC GROUP RACING TEAM	Mercedes AMG	GT4 BRONZE	Gabriela Correia	246.4	6	CORRIDA 2
888	Francisco Gonçalves	Lotus Exige	GTC	Francisco Gonçalves	245.3	3	CORRIDA 1
59	JT59 RACING TEAM	CUPRA TCR	TCR	Daniel Teixeira	244.8	14	CORRIDA 2
981	João Silva	Porsche 981 Cayman MR	GT4 PRO	João Silva	238.4	3	TREINOS LIVRES 1
40	Manuel Sousa	Cupra TCR	TCR	Manuel Sousa	237.9	6	CORRIDA 1





SUPER CARS

ESTORIL SUPER RACING SERIES 10 e 11 JULHO 2021 CORRIDA 2

Sequência de líderes por classe

Nº Equipa	Carro	Volta Inicial	Última Volta	Vlts.	Total Vlts.
GT4 BRONZE					
60 SPORTS & YOU	Mercedes AMG	1	10	10	10
90 PROGT	Porsche 981 Cayman MR	11	15	5	5
60 SPORTS & YOU	Mercedes AMG	16	16	1	11
90 PROGT	Porsche 981 Cayman MR	17	20	4	9
60 SPORTS & YOU	Mercedes AMG	21	24	4	15
GT4 PRO					
4 SMC MOTORSPORT	McLaren 570S GT4	1	14	14	14
66 BULLIT RACING	Mercedes AMG	15	24	10	10
GTC					
26 TOCKWITH MOTORSPORT	Ginetta G50	1	7	7	7
11 Pedro Marques	Porsche 911.1 Cup 3.8	8	24	17	17
TCR					
24 Gustavo Moura	Hyundai Elantra TCR	1	13	13	13
59 JT59 RACING TEAM	CUPRA TCR	14	24	11	11





SUPER CARS

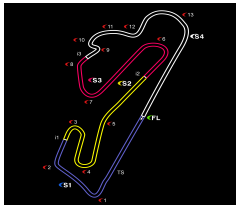
ESTORIL SUPER RACING SERIES 10 e 11 JULHO 2021

CORRIDA 2

Sequência de voltas mais rápidas

Decorrido	Nº Equipa	Carro	Classe	Piloto	Tempo	km/h	Vlt.
3:30.714	24 Gustavo Moura	Hyundai Elantra TCR	TCR	Luis Cidade	1:44.725	143.1	2
3:31.121	59 JT59 RACING TEAM	CUPRA TCR	TCR	Daniel Teixeira	1:44.527	143.4	2
5:14.731	24 Gustavo Moura	Hyundai Elantra TCR	TCR	Luis Cidade	1:44.017	144.1	3
12:20.305	26 TOCKWITH MOTORSPORT	Ginetta G50	GTC	Jemma Moore	1:43.893	144.3	7
21:00.408	24 Gustavo Moura	Hyundai Elantra TCR	TCR	Luis Cidade	1:43.610	144.6	11
27:42.552	59 JT59 RACING TEAM	CUPRA TCR	TCR	Daniel Teixeira	1:42.211	146.6	14





SUPER CARS

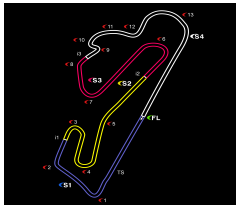
ESTORIL SUPER RACING SERIES 10 e 11 JULHO 2021

CORRIDA 2

Tempos por volta

Piloto Dobrado

Nº	Tempo	Dif.	Nº	Tempo	Dif.	Nº	Tempo	Dif.	Nº	Tempo	Dif.	Nº	Tempo	Dif.				
Lap 1																		
24	1:45.989	0.000	4	1:45.444	10.696	40	1:51.523	48.874	24	3:13.565	1:21.239	66	1:43.548	4.834				
59	1:46.594	0.605	50	1:45.966	10.977	20	1:47.815	1 Vit.	66	1:42.781	1:24.336	24	1:43.866	6.755				
26	1:49.456	3.467	60	1:47.579	16.884				50	1:43.481	1:26.700	40	2:03.700	1 Vit.				
50	1:49.779	3.790	90	1:48.328	18.500	Lap 10												
4	1:51.002	5.013	66	1:46.932	20.741	24	3:34.733	60	1:43.561	1:27.914	4	1:45.697	18.913					
11	1:51.884	5.895	40	1:49.431	27.017	59	3:33.764	0.705	11	1:46.843	1:36.570	50	1:45.664	19.082				
60	1:51.888	5.899	11	2:02.162	30.620	4	3:13.071	1.221	90	1:45.266	24.006	11	1:48.472	43.933				
20	1:52.292	6.303	20	1:45.442	1 Vit.	50	3:12.923	1.451	60	1:43.907	44.951	20	1:47.183	1 Vit.				
90	1:52.784	6.795	Lap 15															
66	1:53.804	7.815	24	1:44.086	90	3:10.012	2.921	90	1:54.800	59	1:42.425	1:04.432	Lap 20					
40	1:54.454	8.465	59	1:44.535	1.162	66	2:56.502	3.666	24	1:44.399	1:10.722	59	1:43.461					
Lap 2																		
24	1:44.725	59	1:44.793	11.403	11	2:52.525	3.863	66	1:42.491	1:11.911	66	1:42.894	4.267					
59	1:44.527	0.407	4	1:44.890	11.781	40	2:50.657	4.798	4	3:11.538	1:16.622	24	1:43.712	7.006				
26	1:47.342	6.084	60	1:45.495	18.293	20	2:50.533	1 Vit.	50	1:44.949	1:16.733	4	1:46.516	21.968				
50	1:47.629	6.694	90	1:45.965	20.379	Lap 11												
4	1:47.199	7.487	66	1:47.094	23.749	24	1:43.610	59	1:43.620	0.715	11	1:47.639	51.963					
11	1:47.346	8.516	40	1:48.853	31.784	4	1:46.299	3.910	40	1:50.252	11.440	90	2:08.294	1:02.844				
60	1:48.313	9.487	11	1:47.674	34.208	50	1:46.166	4.007	66	1:53.304	13.360	20	1:47.671	48.143				
90	1:48.856	10.926	20	1:45.870	1 Vit.	90	1:46.801	6.112	11	1:55.899	16.152	20	1:47.045	1 Vit.				
66	1:48.840	11.930	Lap 16															
40	1:48.973	12.713	24	1:44.890	11.781	20	1:47.318	1 Vit.	59	1:43.748	66	1:43.104	6.835	Lap 21				
Lap 3																		
24	1:44.017	59	1:44.225	0.993	60	1:52.412	10.864	24	1:45.303	7.845	59	1:43.819						
26	1:44.915	6.982	26	1:43.893	7.869	40	1:50.252	11.440	4	1:45.266	13.708	66	1:43.134	3.582				
50	1:44.751	7.428	4	1:44.594	11.603	66	1:53.304	13.360	60	1:44.874	13.900	24	1:44.588	7.775				
4	1:45.100	8.570	50	1:44.443	11.830	11	1:47.674	34.208	50	1:45.614	14.167	4	1:45.367	23.516				
11	1:46.106	10.605	60	1:44.774	18.673	20	1:45.870	1 Vit.	90	3:07.189	19.009	50	1:45.367	23.516				
60	1:45.921	11.391	90	1:46.004	21.989	Lap 12												
90	1:45.817	12.726	66	1:46.883	26.238	24	1:43.689	59	1:48.948	5.974	11	1:48.230	29.215					
66	1:47.515	15.428	11	1:47.205	37.019	4	1:44.910	5.131	40	1:46.145	8.568	20	1:58.221	1 Vit.				
40	1:48.788	17.484	40	1:49.663	37.053	20	1:45.360	1 Vit.	40	1:46.801	6.112	40	1:53.823	1:23.843				
20	4:01.740	1 Vit.	20	1:45.175	1 Vit.	50	1:50.959	11.277	66	1:43.104	6.835	Lap 17						
Lap 4																		
24	1:44.545	59	1:44.982	12.735	40	1:55.866	23.617	24	1:43.534	7.588	59	1:43.791						
59	1:45.012	0.929	60	1:45.258	19.854	66	3:09.359	1:39.030	4	1:45.826	15.743	66	1:43.331	6.375				
26	1:45.874	8.311	90	1:46.399	24.311	60	3:14.820	1:41.995	60	1:46.007	16.383	24	1:43.331	6.375				
50	1:46.808	9.691	11	1:47.427	40.369	11	3:11.751	1:44.214	90	1:45.556	20.774	4	1:45.826	15.743				
4	1:45.907	9.932	40	1:49.927	42.903	Lap 13												
11	1:47.078	13.138	20	1:45.113	1 Vit.	24	1:49.206	59	1:48.948	5.974	11	1:49.000	34.424					
60	1:47.139	13.985	Lap 8															
90	1:46.671	14.852	24	1:44.077	66	1:46.883	26.238	40	1:46.145	8.568	60	2:14.795	44.904					
66	1:47.606	18.489	59	1:44.066	0.982	11	1:47.205	37.019	20	1:45.360	1 Vit.	20	1:47.830	1 Vit.				
40	1:49.327	22.266	4	1:45.049	12.575	40	1:49.663	37.053	50	1:50.959	11.277	40	1:53.945	1:33.997				
20	1:47.760	1 Vit.	50	1:44.982	12.735	20	1:45.175	1 Vit.	40	1:55.866	23.617	Lap 18						
Lap 5																		
24	1:44.680	59	1:44.982	12.735	66	3:09.359	1:39.030	66	1:43.331	6.375	59	1:43.810						
59	1:44.464	0.713	60	1:45.258	19.854	60	3:14.820	1:41.995	24	1:43.534	7.588	66	1:42.863	5.428				
26	1:44.684	8.315	90	1:46.399	24.311	11	3:11.751	1:44.214	4	1:45.826	15.743	24	1:43.253	7.031				
Lap 6																		
24	1:45.552	59	1:46.244	1.674	11	1:47.045	1:42.053	90	1:45.556	20.774	11	1:49.000	34.424					
59	1:46.244	1.674	4	1:55.860	22.883	Lap 14												
4	1:55.860	22.883	50	1:56.078	23.261	4	1:52.159	59	1:48.948	5.974	60	2:14.795	44.904					
50	1:56.078	23.261	60	1:51.031	25.333	90	1:46.619	0.116	40	1:46.145	8.568	20	1:47.830	1 Vit.				
60	1:51.031	25.333	90	1:48.883	27.642	40	3:38.180	1 Vit.	20	1:45.360	1 Vit.	40	1:53.945	1:33.997				
90	1:48.883	27.642	66	1:57.709	41.897	20	1:52.743	1 Vit.	59	1:43.810	66	1:43.331	6.375					
66	1:57.709	41.897	11	1:51.254	46.071	59	1:42.211	1:16.923	40	1:50.959	11.277	24	1:43.534	7.588				
11	1:51.254	46.071	Lap 19															
Lap 7																		
24	1:44.394	59	1:44.225	0.993									59	1:44.142				
59	1:44.225	0.993	26	1:43.893	7.869									Lap 22				
26	1:44.141	8.370	4	1:44.594	11.603									59	1:44.528			
4	1:44.793	11.403	50	1:44.443	11.830									66	1:42.887	1.941		
50	1:44.890	11.781	60	1:44.774	18.673									24	1:44.161	7.408		
60	1:45.495	18.293	90	1:46.004	21.989									4	1:45.594	24.582		
90	1:45.965	20.379	66	1:46.883	26.238									50	1:45.640	24.871		
66	1:47.094	23.749	40	1:48.853	31.784									60	1:44.414	46.804		
40	1:48.853	31.784	11	1:47.674	34.208									11	1:48.468	55.903		
11	1:47.674	34.208	20	1:45.870	1 Vit.									40	2:03.621	1 Vit.		
20	1:45.870	1 Vit.	Lap 9															
Lap 9																		
24	1:44.077	59	1:44.066	0.982									90	1:46.608	1:04.924			
59	1:44.066	0.982	4	1:45.049	12.575									20	1:47.269	1 Vit.		
4	1:45.049	12.575	50	1:44.982	12.735									Lap 23				
50	1:44.982	12.735	60	1:45.258	19.854									59	1:45.271			
60	1:45.258	19.854	90	1:46.399	24.311									66	1:43.610	0.280		
90	1:46.399	24.311	66	1:47.579	29.740									24	1:44.173	6.310		
66	1:47.579	29.740	11	1:47.427	40.369									888	43:43.530	22 Vits.		
11	1:47.427	40.369	40	1:49.927	42.903									50	1:46.932	26.532		
40	1:49.927	42.903	20	1:45.113	1 Vit.									60	1:44.729	46.262		
20	1:45.113	1 Vit.	Lap 10															
Lap 10																		
24	3:34.733	59	3:33.764	0.705									4	2:12.866	52.177			
24	3:34.733	4	3:13.071	1.221									11	1:47.512	58.144			
59	3:33.764	0.705	50	3:12.923	1.451									90	1:46.622	1:06.275		
4	3:13.071	1.221	60	3:11.462	2.062									Lap 19				
50	3:12.923	1.451	90	3:10.012	2.921									59	1:44.142			
60	3:11.462	2.062	66	2:56.502	3.666									Lap 20				
90	3:10.012	2.921	11	2:52.525	3.863									90	1:44.142			
66	2:56.502	3.666	40	2:50.657	4.798									Lap 21				
11	2:52.525	3.863	20	2:50.533	1 Vit.									59	1:43.461			
40	2:50.657	4.798	Lap 11															
20	2:50.533	1 Vit.	Lap 11															
Lap 11																		
24	1:43.610	59	1:43.620	0.715									66	1:42.894	4.267			
24	1:43.610	4	1:46.299	3.910									24	1:43.712	7.006			
59	1:43.620	0.715	50	1:46.166	4.007									4	1:46.516	21.968		
4	1:46.299	3.910	90	1:46.801	6.112									50	1:46.587	22.208		
50	1:46.166	4.007	20	1:47.318	1 Vit.									40	1:59.772	1 Vit.		
90	1:46.801	6.112	60	1:52.412	10.864									90	1:57.824	38.369		
20	1:47.318	1 Vit.	66	1:53.3														



SUPER CARS

ESTORIL SUPER RACING SERIES 10 e 11 JULHO 2021

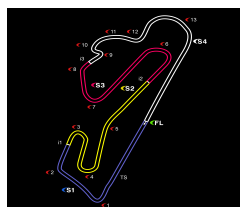
CORRIDA 2

Tempos por volta

Piloto Dobrado

Nº	Tempo	Dif.	Nº	Tempo	Dif.	Nº	Tempo	Dif.	Nº	Tempo	Dif.	Nº	Tempo	Dif.
40	2:00.586	1 Vlt.												
20	1:46.690	1 Vlt.												
Lap 24														
66	1:44.184													
59	1:45.218	0.754												
24	1:44.602	6.448												
50	1:50.701	32.769												
888	1:52.209	22 Vlts.												
60	1:45.245	47.043												
4	1:45.181	52.894												
11	1:47.093	1:00.773												
90	1:45.910	1:07.721												
40	1:58.777	1 Vlt.												
20	1:51.231	1 Vlt.												





SUPER CARS

ESTORIL SUPER RACING SERIES 10 e 11 JULHO 2021

CORRIDA 2

Volta a volta

— Volta invalidada ■ Melhor marca pessoal ■ Melhor da sessão B Cruzar pelo pit lane

Vlt.	P	Tempo	Inter. 1	Inter. 2	Inter. 3	km/h	Decorrido	Vlt.	P	Tempo	Inter. 1	Inter. 2	Inter. 3	km/h	Decorrido		
4	SMC MOTORSPORT		McLaren 570S GT4						20	JC GROUP RACING TEAM		Mercedes AMG					
	1.Guillermo Aso		GT4 PRO							1.José Correia		GT4 BRONZE					
	2.Gonzalo de Andrés									2.Gabriela Correia							
	1	2	1:51.002	26.182	28.583	56.237	135.0	1:51.002		1	2	1:52.292	27.250	28.484	56.558	133.5	1:52.292
	2	2	1:47.199	22.879	28.568	55.752	139.8	3:38.201		2	2	4:01.740	23.786	28.784	3:09.170	62.0	5:54.032
	3	2	1:45.100	22.410	27.522	55.168	142.6	5:23.301		3	2	1:47.760	23.445	28.470	55.845	139.1	7:41.792
	4	2	1:45.907	22.525	27.625	55.757	141.5	7:09.208		4	2	1:45.442	22.639	27.979	54.824	142.1	9:27.234
	5	2	1:45.444	22.519	27.720	55.205	142.1	8:54.652		5	2	1:45.870	22.587	28.364	54.919	141.6	11:13.104
	6	2	1:44.793	22.368	27.688	54.737	143.0	10:39.445		6	2	1:45.175	22.300	28.119	54.756	142.5	12:58.279
	7	2	1:44.594	22.163	27.630	54.801	143.3	12:24.039		7	2	1:45.113	22.290	27.901	54.922	142.6	14:43.392
	8	2	1:45.049	22.480	27.701	54.868	142.7	14:09.088		8	2	1:47.815	22.445	28.215	57.155	139.0	16:31.207
	9	2	1:55.860	22.610	27.731	1:05.519	129.4	16:04.948		9	2	2:50.533	24.475	51.692	1:34.366	87.9	19:21.740
	10	2	3:13.071	28.431	1:05.736	1:38.904	77.6	19:18.019		10	2	1:47.318	22.861	28.054	56.403	139.6	21:09.058
	11	2	1:46.299	22.896	28.251	55.152	141.0	21:04.318		11	2	1:45.360	22.973	28.149	54.238	142.2	22:54.418
	12	2	1:44.910	22.469	27.712	54.729	142.9	22:49.228		12	2	2:19.186	22.382	1:02.454	54.350	107.7	25:13.604
	13	2	1:44.242	22.244	27.509	54.489	143.8	24:33.470		13	2	1:52.743 B	22.246	27.894	1:02.603	132.9	27:06.347
	14	2	1:52.159 B	22.170	27.739	1:02.250	133.6	26:25.629		14	1	3:13.148	1:49.204	28.515	55.429	77.6	30:19.495
	15	1	3:11.538	1:48.578	27.822	55.138	78.2	29:37.167		15	1	1:58.221	22.476	40.309	55.436	126.8	32:17.716
	16	1	1:45.266	22.621	27.898	54.747	142.4	31:22.433		16	1	1:47.830	22.854	28.583	56.393	139.0	34:05.546
	17	1	1:45.826	22.730	28.220	54.876	141.6	33:08.259		17	1	1:46.651	22.918	28.072	55.661	140.5	35:52.197
	18	1	1:45.425	22.332	28.035	55.058	142.2	34:53.684		18	1	1:47.183	23.018	28.348	55.817	139.8	37:39.380
19	1	1:45.697	22.478	28.005	55.214	141.8	36:39.381	19	1	1:47.045	23.017	28.300	55.728	140.0	39:26.425		
20	1	1:46.516	22.322	28.357	55.837	140.7	38:25.897	20	1	1:47.375	22.883	28.447	56.045	139.6	41:13.800		
21	1	1:45.367	22.358	28.057	54.952	142.2	40:11.264	21	1	1:47.269	22.936	28.329	56.004	139.7	43:01.069		
22	1	1:45.594	22.578	28.229	54.787	141.9	41:56.858	22	1	1:46.690	22.872	28.229	55.589	140.5	44:47.759		
23	1	2:12.866	22.331	55.598	54.937	112.8	44:09.724	23	1	1:51.231	22.939	28.335	59.957	134.7	46:38.990		
24	1	1:45.181	22.484	27.853	54.844	142.5	45:54.905										
11	Pedro Marques		Porsche 911.1 Cup 3.8						24	Gustavo Moura		Hyundai Elantra TCR					
	1.Pedro Marques		GTC							1.Gustavo Moura		TCR					
	2.Luis Cidade									2.Luis Cidade							
	1	1	1:51.884	26.663	28.621	56.600	133.9	1:51.884		1	2	1:45.989	24.145	27.614	54.230	141.4	1:45.989
	2	1	1:47.346	23.653	27.812	55.881	139.6	3:39.230		2	2	1:44.725	22.601	27.965	54.159	143.1	3:30.714
	3	1	1:46.106	23.053	27.647	55.406	141.2	5:25.336		3	2	1:44.017	22.214	27.641	54.162	144.1	5:14.731
	4	1	1:47.078	22.614	27.920	56.544	140.0	7:12.414		4	2	1:44.545	22.375	27.821	54.349	143.4	6:59.276
	5	1	2:02.162	22.459	42.888	56.815	122.7	9:14.576		5	2	1:44.680	22.435	27.792	54.453	143.2	8:43.956
	6	1	1:47.674	23.103	28.120	56.451	139.2	11:02.250		6	2	1:44.086	22.180	27.870	54.036	144.0	10:28.042
	7	1	1:47.205	23.088	27.958	56.159	139.8	12:49.455		7	2	1:44.394	22.558	27.586	54.250	143.6	12:12.436
	8	1	1:47.427	23.014	27.834	56.579	139.5	14:36.882		8	2	1:44.077	22.198	27.722	54.157	144.0	13:56.513
	9	1	1:51.254	23.318	28.376	59.560	134.7	16:28.136		9	2	1:45.552	22.248	27.736	55.568	142.0	15:42.065
	10	1	2:52.525	24.211	53.050	1:35.264	86.9	19:20.661		10	2	3:34.733	48.806	1:05.303	1:40.624	69.8	19:16.798
	11	1	1:55.899 B	23.464	28.149	1:04.286	129.3	21:16.560		11	2	1:43.610	22.219	27.620	53.771	144.6	21:00.408
	12	1	3:11.751	1:47.594	27.794	56.363	78.2	24:28.311		12	2	1:43.689	21.995	27.665	54.029	144.5	22:44.097
	13	1	1:47.045	22.929	27.800	56.316	140.0	26:15.356		13	2	1:49.206 B	22.046	27.653	59.507	137.2	24:33.303
	14	1	1:46.843	22.462	28.198	56.183	140.3	28:02.199		14	1	3:13.565	1:52.364	27.512	53.689	77.4	27:46.868
	15	1	1:47.511	23.146	27.948	56.417	139.4	29:49.710		15	1	1:44.399	22.158	27.817	54.424	143.6	29:31.267
	16	1	1:48.230	23.250	28.103	56.877	138.5	31:37.940		16	1	1:45.303	22.513	28.131	54.659	142.3	31:16.570
	17	1	1:49.000	23.352	28.056	57.592	137.5	33:26.940		17	1	1:43.534	22.524	27.386	53.624	144.8	33:00.104
	18	1	1:48.989	23.793	28.154	57.042	137.5	35:15.929		18	1	1:43.253	22.047	27.353	53.853	145.1	34:43.357
19	1	1:48.472	23.427	28.271	56.774	138.2	37:04.401	19	1	1:43.866	22.165	27.541	54.160	144.3	36:27.223		
20	1	1:47.671	23.422	28.653	55.596	139.2	38:52.072	20	1	1:43.712	22.162	27.946	53.604	144.5	38:10.935		
21	1	1:47.639	23.032	28.156	56.451	139.2	40:39.711	21	1	1:44.588	22.236	28.050	54.302	143.3	39:55.523		
22	1	1:48.468	23.654	28.349	56.465	138.2	42:28.179	22	1	1:44.161	22.444	27.875	53.842	143.9	41:39.684		
23	1	1:47.512	23.195	28.091	56.226	139.4	44:15.691	23	1	1:44.173	22.517	27.814	53.842	143.9	43:23.857		
24	1	1:47.093	23.129	27.812	56.152	139.9	46:02.784	24	1	1:44.602	22.591	27.820	54.191	143.3	45:08.459		





SUPER CARS

ESTORIL SUPER RACING SERIES 10 e 11 JULHO 2021

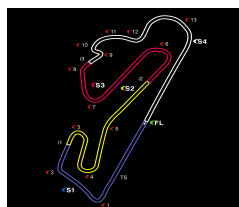
CORRIDA 2

Volta a volta

— Volta invalidada ■ Melhor marca pessoal ■ Melhor da sessão B Cruzar pelo pit lane

Vlt.	P	Tempo	Inter. 1	Inter. 2	Inter. 3	km/h	Decorrido	Vlt.	P	Tempo	Inter. 1	Inter. 2	Inter. 3	km/h	Decorrido	
26	TOCKWITH MOTORSPORT 1.Jemma Moore 2.Paulo Sousa							Ginetta G50 GTC	16	1	1:45.614	23.333	27.754	54.527	141.9	31:22.892
	17	1	1:46.007	22.888	28.045	55.074	141.4		33:08.899							
	18	1	1:44.987	22.339	27.697	54.951	142.7		34:53.886							
	19	1	1:45.664	22.836	27.635	55.193	141.8		36:39.550							
	20	1	1:46.587	22.491	28.463	55.633	140.6		38:26.137							
	21	1	1:45.370	22.402	28.166	54.802	142.2		40:11.507							
	22	1	1:45.640	22.421	28.561	54.658	141.9		41:57.147							
	23	1	1:46.932	22.695	28.887	55.350	140.2		43:44.079							
24	1	1:50.701	23.640	28.629	58.432	135.4	45:34.780									
40	Manuel Sousa 1.Manuel Sousa 2.Luis Silva							Cupra TCR TCR	59	1	1:46.594	24.759	27.622	54.213	140.6	1:46.594
	2	1	1:44.527	22.554	27.829	54.144	143.4		3:31.121							
	3	1	1:44.072	22.527	27.632	53.913	144.0		5:15.193							
	4	1	1:45.012	22.423	27.739	54.850	142.7		7:00.205							
	5	1	1:44.464	22.432	27.868	54.164	143.5		8:44.669							
	6	1	1:44.535	22.529	27.962	54.044	143.4		10:29.204							
	7	1	1:44.225	22.369	27.797	54.059	143.8		12:13.429							
	8	1	1:44.066	22.431	27.903	53.732	144.0		13:57.495							
	9	1	1:46.244	22.400	27.899	55.945	141.1		15:43.739							
	10	1	3:33.764	47.915	1:05.583	1:40.266	70.1		19:17.503							
	11	1	1:43.620	22.478	27.615	53.527	144.6		21:01.123							
	12	1	1:48.948	22.368	27.601	58.979	137.6		22:50.071							
	13	1	3:10.270	1:49.375	27.862	53.033	78.8		26:00.341							
	14	1	1:42.211	22.020	27.292	52.899	146.6		27:42.552							
	15	1	1:42.425	22.205	27.288	52.932	146.3		29:24.977							
16	1	1:43.748	22.308	27.694	53.746	144.5	31:08.725									
17	1	1:43.791	22.432	27.756	53.603	144.4	32:52.516									
18	1	1:43.810	22.255	27.784	53.771	144.4	34:36.326									
19	1	1:44.142	22.362	27.749	54.031	143.9	36:20.468									
20	1	1:43.461	22.192	27.665	53.604	144.9	38:03.929									
21	1	1:43.819	22.398	27.740	53.681	144.4	39:47.748									
22	1	1:44.528	22.566	27.821	54.141	143.4	41:32.276									
23	1	1:45.271	22.704	28.018	54.549	142.4	43:17.547									
24	1	1:45.218	22.859	27.967	54.392	142.4	45:02.765									
50	Jorge Silva 1.Jorge Silva 2.Pedro Silva							Audi RS3 LMS TCR TCR	60	1	1:42.211	22.020	27.292	52.899	146.6	27:42.552
	2	1	1:43.561	21.749	27.565	54.247	144.7		27:53.543							
	3	1	1:43.481	22.041	27.387	54.053	144.8		27:52.329							
	4	1	1:44.949	22.406	27.706	54.837	142.8		29:37.278							
	5	1	1:43.888	25.501	29.333	57.054	133.9		1:51.888							
	6	1	1:48.313	23.887	28.684	55.742	138.4		3:40.201							
	7	1	1:45.921	22.511	28.186	55.224	141.5		5:26.122							
	8	1	1:47.139	22.357	28.276	56.506	139.9		7:13.261							
	9	1	1:47.579	22.303	30.313	54.963	139.3		9:00.840							
	10	1	1:45.495	22.824	27.876	54.795	142.1		10:46.335							
	11	1	1:44.774	22.051	27.835	54.888	143.0		12:31.109							
	12	1	1:45.258	22.036	27.748	55.474	142.4		14:16.367							
	13	1	1:51.031	22.154	27.656	1:01.221	135.0		16:07.398							
	14	1	3:11.462	27.750	1:06.810	1:36.902	78.3		19:18.860							
	15	1	1:52.412	22.816	28.266	1:01.330	133.3		21:11.272							
16	1	3:14.820	1:51.969	28.147	54.704	76.9	24:26.092									
17	1	1:43.890	21.949	27.620	54.321	144.3	26:09.982									
18	1	1:43.561	21.749	27.565	54.247	144.7	27:53.543									
19	1	1:44.208	22.241	27.581	54.386	143.8	29:37.751									
20	1	1:44.874	22.328	27.936	54.610	142.9	31:22.625									





SUPER CARS

ESTORIL SUPER RACING SERIES 10 e 11 JULHO 2021

CORRIDA 2

Volta a volta

— Volta invalidada ■ Melhor marca pessoal ■ Melhor da sessão B Cruzar pelo pit lane

Vlt.	P	Tempo	Inter. 1	Inter. 2	Inter. 3	km/h	Decorrido	Vlt.	P	Tempo	Inter. 1	Inter. 2	Inter. 3	km/h	Decorrido
17	1	2:14.795	22.804	28.226	1:23.765	111.2	33:37.420	18	1	1:45.918	22.501	27.849	55.568	141.5	34:59.208
18	1	1:44.092	22.139	27.587	54.366	144.0	35:21.512	19	1	1:45.266	22.422	27.777	55.067	142.4	36:44.474
19	1	1:43.907	22.150	27.500	54.257	144.2	37:05.419	20	1	1:57.824 B	22.417	28.047	1:07.360	127.2	38:42.298
20	1	1:45.077	22.645	27.862	54.570	142.6	38:50.496	21	1	2:08.294	44.469	28.244	55.581	116.8	40:50.592
21	1	1:44.170	22.109	27.653	54.408	143.9	40:34.666	22	1	1:46.608	22.818	28.013	55.777	140.6	42:37.200
22	1	1:44.414	22.246	27.763	54.405	143.5	42:19.080	23	1	1:46.622	22.864	28.143	55.615	140.6	44:23.822
23	1	1:44.729	22.160	27.924	54.645	143.1	44:03.809	24	1	1:45.910	22.698	27.929	55.283	141.5	46:09.732
24	1	1:45.245	22.358	27.747	55.140	142.4	45:49.054								

66 **BULLIT RACING** Mercedes AMG
 1.Romain Monti GT4 PRO
 2.Stephen Patrick

888 **Francisco Gonçalves** Lotus Exige
 1.Francisco Gonçalves GTC

1	2	1:53.804	28.076	28.744	56.984	131.7	1:53.804
2	2	1:48.840	23.057	29.057	56.726	137.7	3:42.644
3	2	1:47.515	22.564	28.717	56.234	139.4	5:30.159
4	2	1:47.606	23.272	28.213	56.121	139.3	7:17.765
5	2	1:46.932	22.446	28.588	55.898	140.2	9:04.697
6	2	1:47.094	22.816	28.251	56.027	139.9	10:51.791
7	2	1:46.883	22.379	28.098	56.406	140.2	12:38.674
8	2	1:47.579	22.711	27.982	56.886	139.3	14:26.253
9	2	1:57.709	22.512	28.409	1:06.788	127.3	16:23.962
10	2	2:56.502	26.218	54.234	1:36.050	84.9	19:20.464
11	2	1:53.304 B	22.899	28.409	1:01.996	132.3	21:13.768
12	1	3:09.359	1:47.658	27.630	54.071	79.1	24:23.127
13	1	1:44.057	22.662	27.420	53.975	144.0	26:07.184
14	1	1:42.781	21.883	27.318	53.580	145.8	27:49.965
15	1	1:42.491	21.741	27.366	53.384	146.2	29:32.456
16	1	1:43.104	21.868	27.405	53.831	145.4	31:15.560
17	1	1:43.331	21.866	27.579	53.886	145.0	32:58.891
18	1	1:42.863	21.802	27.370	53.691	145.7	34:41.754
19	1	1:43.548	21.829	27.270	54.449	144.7	36:25.302
20	1	1:42.894	21.775	27.407	53.712	145.7	38:08.196
21	1	1:43.134	21.783	27.431	53.920	145.3	39:51.330
22	1	1:42.887	21.936	27.278	53.673	145.7	41:34.217
23	1	1:43.610	21.867	27.478	54.265	144.6	43:17.827
24	1	1:44.184	22.161	27.562	54.461	143.8	45:02.011

1	1	43:43.530 B	...	31.236	1:00.627	5.7	43:43.530
2	1	1:52.209	23.721	30.031	58.457	133.6	45:35.739

90 **PROGT** Porsche 981 Cayman MR
 1.Andrius Zemaitis GT4 BRONZE

1	1	1:52.784	27.632	28.836	56.316	132.9	1:52.784
2	1	1:48.856	23.659	28.810	56.387	137.7	3:41.640
3	1	1:45.817	22.454	27.887	55.476	141.6	5:27.457
4	1	1:46.671	22.580	27.776	56.315	140.5	7:14.128
5	1	1:48.328	22.770	29.571	55.987	138.3	9:02.456
6	1	1:45.965	22.689	28.012	55.264	141.4	10:48.421
7	1	1:46.004	22.595	27.917	55.492	141.4	12:34.425
8	1	1:46.399	22.810	27.939	55.650	140.9	14:20.824
9	1	1:48.883	22.554	28.057	58.272	137.6	16:09.707
10	1	3:10.012	26.328	1:06.979	1:36.705	78.9	19:19.719
11	1	1:46.801	23.015	28.025	55.761	140.3	21:06.520
12	1	1:46.145	22.530	28.077	55.538	141.2	22:52.665
13	1	1:46.461	22.562	28.027	55.872	140.8	24:39.126
14	1	1:46.619	22.552	28.005	56.062	140.6	26:25.745
15	1	1:54.800 B	22.577	27.916	1:04.307	130.5	28:20.545
16	1	3:07.189	1:43.802	28.036	55.351	80.1	31:27.734
17	1	1:45.556	22.539	27.696	55.321	142.0	33:13.290





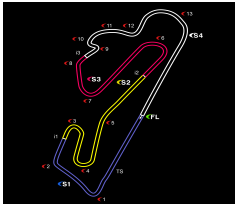
SUPER CARS

ESTORIL SUPER RACING SERIES 10 e 11 JULHO 2021 CORRIDA 2

Melhores Velocidades Máximas

Equipa	Carro	Classe	Piloto V.Max.	V.Máx 1		V.Máx 2		V.Máx 3		V.Máx 4		V.Máx 5		
				km/h	Vlt.	km/h	Vlt.	km/h	Vlt.	km/h	Vlt.	km/h	Vlt.	Média
60 SPORTS & YOU	Mercedes AMG	GT4 BRONZI	A. Coimbra	253.2	16	252.1	17	251.5	23	251.5	20	251.5	14	252,0
4 SMC MOTORSPORT	McLaren 570S GT4	GT4 PRO	G. Aso	250.9	16	250.4	17	249.8	18	249.2	21	248.7	23	249,8
50 Jorge Silva	Audi RS3 LMS TCR	TCR	P. Silva	250.4	12	248.1	18	248.1	4	248.1	2	247.6	23	248,5
66 BULLIT RACING	Mercedes AMG	GT4 PRO	R. Monti	249.2	23	249.2	21	248.7	24	248.7	19	248.7	16	248,9
90 PROGT	Porsche 981 Cayman MR	GT4 BRONZI	A. Zemaitis	247.6	18	247.0	8	246.4	12	246.4	7	246.4	5	246,8
24 Gustavo Moura	Hyundai Elantra TCR	TCR	L. Cidade	247.0	4	245.3	2	242.6	5	242.1	12	241.1	6	243,6
26 TOCKWITH MOTORSPORT	Ginetta G50	GTC	J. Moore	247.0	6	245.9	3	245.3	5	244.8	7	243.2	4	245,2
20 JC GROUP RACING TEAM	Mercedes AMG	GT4 BRONZI	G. Correia	246.4	6	244.8	8	243.7	5	242.6	7	241.6	13	243,8
59 JT59 RACING TEAM	CUPRA TCR	TCR	D. Teixeira	244.8	14	240.0	16	240.0	15	235.4	6	233.9	22	238,8
11 Pedro Marques	Porsche 911.1 Cup 3.8	GTC	P. Marques	236.4	14	232.9	5	228.5	2	226.7	17	226.7	16	230,2
40 Manuel Sousa	Cupra TCR	TCR	L. Silva	234.4	5	230.9	3	229.5	7	229.0	17	228.5	12	230,5
888 Francisco Gonçalves	Lotus Exige	GTC	F. Gonçalves	232.4	2									232,4
981 João Silva	Porsche 981 Cayman MR	GT4 PRO												





SUPER CARS

ESTORIL SUPER RACING SERIES 10 e 11 JULHO 2021

CORRIDA 2

Análise de Pit Stops

Nº	H.entrada	Entra	H.Saída	Sai	T.em Pit	Total no Pit	Nº	H.entrada	Entra	H.Saída	Sai	T.em Pit	Total no Pit
4	SMC MOTORSPORT				GT4 PRO								
	McLaren 570S GT4												
1	16:14:58.945	G. de Andrés	16:16:39.024	G. Aso	1:40.079	1:40.079							
11	Pedro Marques				GTC								
	Porsche 911.1 Cup 3.8												
1	16:09:49.920	P. Marques	16:11:29.075	P. Marques	1:39.155	1:39.155							
20	JC GROUP RACING TEAM				GT4 BRONZE								
	Mercedes AMG												
1	16:15:39.682	G. Correia	16:17:19.840	J. Correia	1:40.158	1:40.158							
24	Gustavo Moura				TCR								
	Hyundai Elantra TCR												
1	16:13:06.379	L. Cidade	16:14:50.173	G. Moura	1:43.794	1:43.794							
40	Manuel Sousa				TCR								
	Cupra TCR												
1	16:11:40.925	L. Silva	16:13:37.357	M. Sousa	1:56.432	1:56.432							
50	Jorge Silva				TCR								
	Audi RS3 LMS TCR												
1	16:11:28.013	P. Silva	16:13:09.559	J. Silva	1:41.546	1:41.546							
59	JT59 RACING TEAM				TCR								
	CUPRA TCR												
1	16:11:23.394	D. Teixeira	16:13:03.780	D. Teixeira	1:40.386	1:40.386							
60	SPORTS & YOU				GT4 BRONZE								
	Mercedes AMG												
1	16:09:44.361	L. Silva	16:11:27.602	A. Coimbra	1:43.241	1:43.241							
66	BULLIT RACING				GT4 PRO								
	Mercedes AMG												
1	16:09:47.009	S. Patrick	16:11:25.967	R. Monti	1:38.958	1:38.958							
90	PROGT				GT4 BRONZE								
	Porsche 981 Cayman MR												
1	16:16:52.465	A. Zemaitis	16:18:28.410	A. Zemaitis	1:35.945	1:35.945							
2	16:27:10.777	A. Zemaitis	16:27:50.939	A. Zemaitis	40.162	2:16.107							
888	Francisco Gonçalves				GTC								
	Lotus Exige												
1	15:48:35.945	F. Gonçalves	16:30:33.918	F. Gonçalves	41:57.973	41:57.973							

